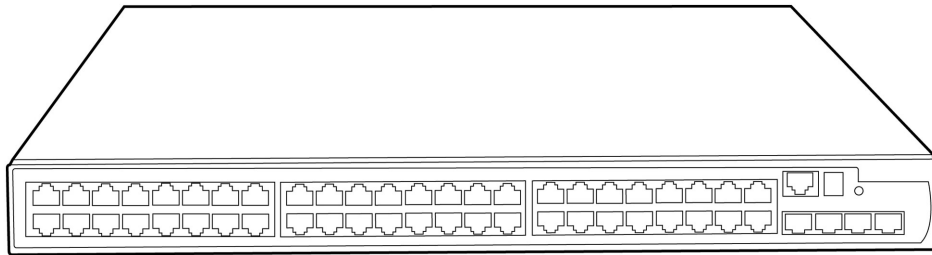
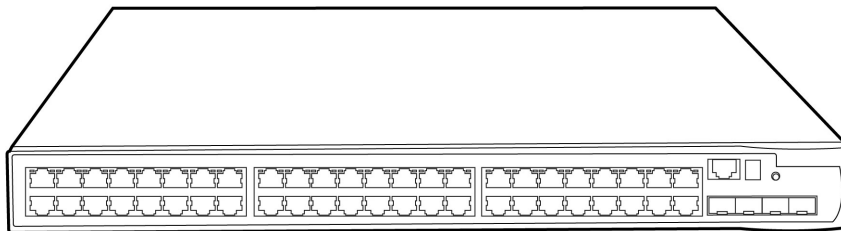


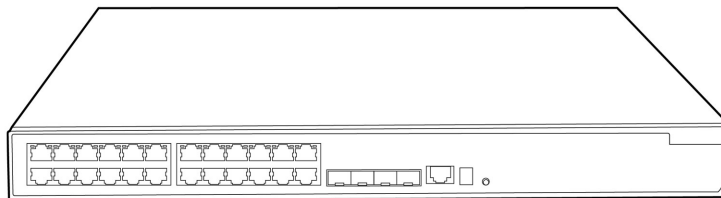
Overview



HP 5120-48G EI Switch with 2 Interface Slots

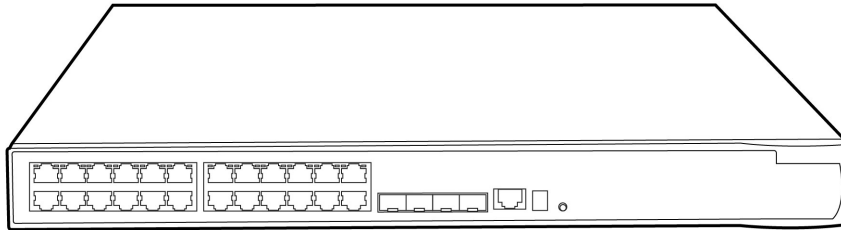


HP 5120-48G EI Switch

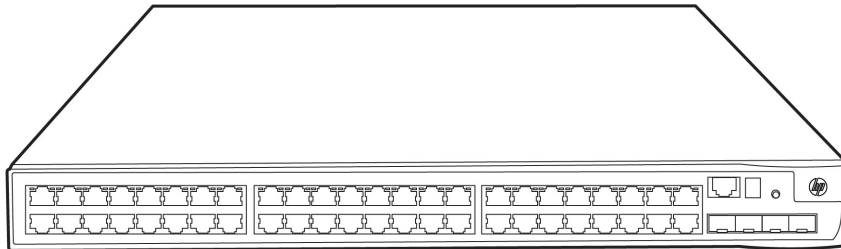


HP 5120-24G EI Switch with 2 Interface Slots

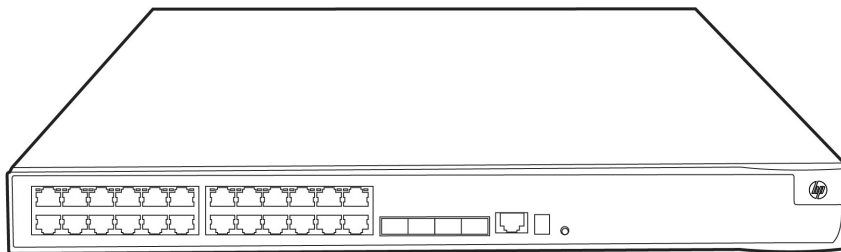
Overview



HP 5120-24G EI Switch



HP 5120-48G-PoE+ EI Switch with 2 Interface Slots



HP 5120-24G-PoE+ EI Switch with 2 Interface Slots

Models

- HP 5120-48G EI Switch with 2 Interface Slots
- HP 5120-48G EI Switch
- HP 5120-24G EI Switch with 2 Interface Slots
- HP 5120-24G EI Switch

- JE069A
- JE067A
- JE068A
- JE066A

Overview

HP 5120-48G-PoE+ EI Switch with 2 Interface Slots
HP 5120-24G-PoE+ EI Switch with 2 Interface Slots

JG237A
JG236A

Key features

- High scalability for investment protection
- Support for multiple services
- Comprehensive security control policies
- Diversified Quality of Service (QoS) policies
- Excellent manageability

Product overview

The HP 5120 EI Switch Series is comprised of Gigabit Ethernet switches that support static Layer 3 routing, diversified services, and IPv6 forwarding, as well as provide up to four 10-Gigabit Ethernet (10GbE) extended interfaces. Unique Intelligent Resilient Framework (IRF) technology creates a virtual fabric by managing several switches as one logical device, which increases network resilience, performance, and availability, while reducing operational complexity. These switches provide Gigabit Ethernet access and can be used at the edge of a network or to connect server clusters in data centers. High scalability provides investment protection with two expansion slots, each of which can support two-port 10GbE expansion modules. High availability, simplified management, and comprehensive security control policies are among the key features that distinguish this series.

Features and benefits

Quality of Service (QoS)

- **Broadcast control**
allows limitation of broadcast traffic rate to cut down on unwanted network broadcast traffic
- **Advanced classifier-based QoS**
classifies traffic using multiple match criteria based on Layer 2, 3, and 4 information; applies QoS policies such as setting priority level and rate limit to selected traffic on a port, VLAN, or whole switch
- **Powerful QoS feature**
supports the following congestion actions: strict priority (SP) queuing, weighted round robin (WRR), and SP+WRR
- **Traffic policing**
supports Committed Access Rate (CAR) and line rate

Management

- **Friendly port names**
allows assignment of descriptive names to ports
- **Remote configuration and management**
enables configuration and management through a secure Web browser or a CLI located on a remote device
- **Manager and operator privilege levels**
provides read-only (operator) and read/write (manager) access on CLI and Web browser management interfaces
- **Command authorization**
leverages HWTACACS to link a custom list of CLI commands to an individual network administrator's login; also provides an audit trail
- **Secure Web GUI**
provides a secure, easy-to-use graphical interface for configuring the module via HTTPS
- **Multiple configuration files**

Overview

- stores easily to the flash image
- **Complete session logging**
provides detailed information for problem identification and resolution
- **SNMPv1, v2c, and v3**
facilitate centralized discovery, monitoring, and secure management of networking devices
- **Remote monitoring (RMON)**
uses standard SNMP to monitor essential network functions; supports events, alarm, history, and statistics group plus a private alarm extension group
- **IEEE 802.1AB Link Layer Discovery Protocol (LLDP)**
advertises and receives management information from adjacent devices on a network, facilitating easy mapping by network management applications
- **sFlow (RFC 3176)**
provides scalable ASIC-based wirespeed network monitoring and accounting with no impact on network performance; this allows network operators to gather a variety of sophisticated network statistics and information for capacity planning and real-time network monitoring purposes
- **Management VLAN**
segments traffic to and from management interfaces, including CLI/telnet, a Web browser interface, and SNMP
- **Remote intelligent mirroring**
mirrors ingress/egress ACL-selected traffic from a switch port or VLAN to a local or remote switch port anywhere on the network
- **Device Link Detection Protocol (DLDP)**
monitors a cable between two switches and shuts down the ports on both ends if the cable is broken, which prevents network problems such as loops
- **IPv6 management**
provides future-proof networking because the switch is capable of being managed whether the attached network is running IPv4 or IPv6; supports pingv6, tracertv6, Telnetv6, TFTPv6, DNSv6, syslogv6, FTPv6, SNMPv6, DHCPv6, and RADIUS for IPv6
- **Troubleshooting**
ingress and egress port monitoring enables network problem-solving; virtual cable tests provide visibility into cable problems

Connectivity

- **Auto-MDIX**
automatically adjusts for straight-through or crossover cables on all 10/100/1000 ports
- **Flow control**
provides back pressure using standard IEEE 802.3x, reducing congestion in heavy traffic situations
- **Jumbo packet support**
supports up to 9216-byte frame size to improve the performance of large data transfers
- **High-density connectivity**
provides up to 48 fixed 10/100/1000BASE-T ports in a Layer 2/Layer 3 switch
- **Optional 10GbE ports**
deliver, through the use of optional modules, additional 10GbE connections, which are available for uplinks or high-bandwidth server connections; flexibly support copper, XFP, SFP+, or CX4 local connections
- **IEEE 802.3at Power over Ethernet (PoE+) support**
simplifies deployment and dramatically reduces installation costs by helping to eliminate the time and cost involved in supplying local power at each access point location
- **Ethernet operations, administration and maintenance (OAM)**
detects data link layer problems that occurred in the "last mile" using the IEEE 802.3ah OAM standard; monitors the status of the link between two devices
- **High-bandwidth CX4 local stacking**
achieves 12 Gb/s per connection when using local CX4 stacking, allowing for up to 96 Gb/s total stacking bandwidth (full duplex)

Overview

in a resilient stacking configuration

Performance

- **Nonblocking architecture**
up to 192 Gb/s nonblocking switching fabric provides wirespeed switching with up to 143 million pps throughput
- **Hardware-based wirespeed access control lists (ACLs)**
help provide high levels of security and ease of administration without impacting network performance with a feature-rich TCAM-based ACL implementation

Resiliency and high availability

- **Separate data and control paths**
separates control from services and keeps service processing isolated; increases security and performance
- **External redundant power supply**
provides high reliability
- **Smart link**
allows 50 ms failover between links
- **Spanning Tree/MSTP, RSTP**
provides redundant links while preventing network loops
- **Rapid Ring Protection Protocol (RRPP)**
connects multiple switches in a high-performance ring using standard Ethernet technology; traffic can be rerouted around the ring in less than 50 ms, reducing the impact on traffic and applications
- **Intelligent Resilient Framework (IRF)**
creates virtual resilient switching fabrics, where two or more switches perform as a single L2 switch and L3 router; switches do not have to be co-located and can be part of a disaster-recovery system; servers or switches can be attached using standard LACP for automatic load balancing and high availability; can eliminate the need for complex protocols like Spanning Tree Protocol, Equal-Cost Multipath (ECMP), or VRRP, thereby simplifying network operation

Layer 2 switching

- **16K MAC address table**
provides access to many Layer 2 devices
- **VLAN support and tagging**
supports IEEE 802.1Q with 4,094 simultaneous VLAN IDs
- **GARP VLAN Registration Protocol**
allows automatic learning and dynamic assignment of VLANs
- **IEEE 802.1ad QinQ and selective QinQ**
increase the scalability of an Ethernet network by providing a hierarchical structure; connect multiple LANs on a high-speed campus or metro network
- **10GbE port aggregation**
allows grouping of ports to increase overall data throughput to a remote device
- **Internet Group Management Protocol (IGMP) and Multicast Listener Discovery (MLD) protocol snooping**
controls and manages the flooding of multicast packets in a Layer 2 network
- **Per-VLAN Spanning Tree Plus (PVST+)**
allows each VLAN to build a separate spanning tree to improve link bandwidth usage in network environments with multiple VLANs

Layer 3 services



Overview

- **Address Resolution Protocol (ARP)**
determines the MAC address of another IP host in the same subnet; supports static ARPs; gratuitous ARP allows detection of duplicate IP addresses; proxy ARP allows normal ARP operation between subnets or when subnets are separated by a Layer 2 network
- **Dynamic Host Configuration Protocol (DHCP)**
simplifies the management of large IP networks; supports client; DHCP Relay enables DHCP operation across subnets
- **Loopback interface address**
defines an address that can always be reachable, improving diagnostic capability
- **User Datagram Protocol (UDP) helper function**
allows UDP broadcasts to be directed across router interfaces to specific IP unicast or subnet broadcast addresses and prevents server spoofing for UDP services such as DHCP
- **Route maps**
provide more control during route redistribution; allow filtering and altering of route metrics

Layer 3 routing

- **Static IP routing**
provides manually configured routing for both IPv4 and IPv6 networks

Security

- **Access control lists (ACLs)**
provides IP Layer 2 to Layer 4 traffic filtering; supports global ACL, VLAN ACL, port ACL, and IPv6 ACL
- **IEEE 802.1X**
industry-standard method of user authentication using an IEEE 802.1X supplicant on the client in conjunction with a RADIUS server
- **MAC-based authentication**
client is authenticated with the RADIUS server based on the client's MAC address
- **Identity-driven security and access control**
- **Per-user ACLs**
permits or denies user access to specific network resources based on user identity and time of day, allowing multiple types of users on the same network to access specific network services without risking network security or providing unauthorized access to sensitive data
- **Automatic VLAN assignment**
automatically assigns users to the appropriate VLAN based on their identities
- **Secure management access**
delivers secure encryption of all access methods (CLI, GUI, or MIB) through SSHv2, SSL, and/or SNMPv3
- **Secure FTP**
allows secure file transfer to and from the switch; protects against unwanted file downloads or unauthorized copying of a switch configuration file
- **Guest VLAN**
provides a browser-based environment to authenticated clients that is similar to IEEE 802.1X
- **Endpoint Admission Defense (EAD)**
provides security policies to users accessing a network
- **Port security**
allows access only to specified MAC addresses, which can be learned or specified by the administrator
- **Port isolation**
secures and adds privacy, and prevents malicious attackers from obtaining user information
- **STP BPDU port protection**
blocks Bridge Protocol Data Units (BPDUs) on ports that do not require BPDUs, preventing forged BPDU attacks

Overview

- **STP root guard**
protects the root bridge from malicious attacks or configuration mistakes
- **DHCP protection**
blocks DHCP packets from unauthorized DHCP servers, preventing denial-of-service attacks
- **IP source guard**
helps prevent IP spoofing attacks
- **Dynamic ARP protection**
blocks ARP broadcasts from unauthorized hosts, preventing eavesdropping or theft of network data
- **RADIUS/HWTACACS**
eases switch management security administration by using a password authentication server

Convergence

- **IEEE 802.1AB Link Layer Discovery Protocol (LLDP)**
facilitates easy mapping using network management applications with LLDP automated device discovery protocol
- **LLDP-MED**
is a standard extension that automatically configures network devices, including LLDP-capable IP phones
- **LLDP-CDP compatibility**
receives and recognizes CDP packets from Cisco's IP phones for seamless interoperation
- **IEEE 802.3af Power over Ethernet**
provides up to 15.4 W per port to PoE-powered devices such as IP phones, wireless access points, and video cameras
- **PoE allocations**
supports multiple methods (automatic, IEEE 802.3af class, LLDP-MED, or user-specified) to allocate PoE power for more efficient energy savings
- **Voice VLAN**
automatically assigns VLAN and priority for IP phones, simplifying network configuration and maintenance
- **IP multicast snooping (data-driven IGMP)**
prevents flooding of IP multicast traffic

Device support

- **Cisco prestandard PoE support**
detects and provides power to Cisco's prestandard PoE devices such as wireless LAN access points and IP phones

Additional information

- **Green IT and power**
improves energy efficiency through the use of the latest advances in silicon development; shuts off unused ports and utilizes variable-speed fans, reducing energy costs
- **Green initiative support**
provides support for RoHS and WEEE regulations

Warranty and support

- **Lifetime Warranty 2.0**
advance hardware replacement for as long as you own the product with next-business-day delivery (available in most countries)†
- **Electronic and telephone support (for Lifetime Warranty 2.0)**
limited 24x7 telephone support is available from HP for the first 3 years; limited electronic and business hours telephone support is available from HP for the entire warranty period; to reach our support centers, refer to www.hp.com/networking/contact-support; for details on the duration of support provided with your product purchase, refer to www.hp.com/networking/warrantysummary

Overview

- **Software releases**

to find software for your product, refer to www.hp.com/networking/support; for details on the software releases available with your product purchase, refer to www.hp.com/networking/warrantysummary

†HP warranty includes repair or replacement of hardware for as long as you own the product, with next business day advance replacement (available in most countries). The disk drive included with HP AllianceOne Advanced Services and Services zL Modules, HP Threat Management Services zL Module, HP AllianceOne Extended zL Module with Riverbed Steelhead, HP MSM765 zL Mobility Controller and HP Survivable Branch Communication zL Module powered by Microsoft® Lync has a five-year hardware warranty. For details, refer to the Software license and hardware warranty statements at www.hp.com/networking/warranty.

Configuration

Build To Order:

BTO is a standalone unit with no integration. BTO products ship standalone are not part of a CTO or Rack-Shippable solution.

Standard Switch Chassis

HP 5120-24G EI Switch

- 24 RJ-45 autosensing 10/100/1000 ports
- 4 dual-personality ports; PoE auto-sensing 10/100/1000Base-T or SFP
- min=0 \ max=4 SFP Transceivers
- 0 port expansion module slots
- Power supply included
- 1U - Height

JE066A
See Configuration
Note:1, 3

PDU Cable NA/MEX/TW/JP

- C15 PDU Jumper Cord (NA/MEX/TW/JP)

JE066A#B2B

PDU Cable ROW

- C15 PDU Jumper Cord (ROW)

JE066A#B2C

HP 5120-24G EI Switch with 2 Slots

- 24 RJ-45 autosensing 10/100/1000 ports
- 4 dual-personality ports; PoE auto-sensing 10/100/1000Base-T or SFP
- min=0 \ max=4 SFP Transceivers
- 2 port expansion module slots
- Power supply included
- 1U - Height

JE068A
See Configuration
Note:1, 3

PDU Cable NA/MEX/TW/JP

- C15 PDU Jumper Cord (NA/MEX/TW/JP)

JE068A#B2B

PDU Cable ROW

- C15 PDU Jumper Cord (ROW)

JE068A#B2C

HP 5120-24G-PoE+ EI Switch w/2 Intf Slts

- 24 RJ-45 autosensing 10/100/1000 ports
- 4 dual-personality ports; PoE auto-sensing 10/100/1000Base-T or SFP
- min=0 \ max=4 SFP Transceivers
- 2 port expansion module slots
- Power supply included
- 1U - Height

JG236A
See Configuration
Note:1, 3

PDU Cable NA/MEX/TW/JP

- C15 PDU Jumper Cord (NA/MEX/TW/JP)

JG236A#B2B

PDU Cable ROW

- C15 PDU Jumper Cord (ROW)

JG236A#B2C



Configuration

HP 5120-48G EI Switch

- 48 RJ-45 autosensing 10/100/1000 ports
- 4 dual-personality ports; PoE auto-sensing 10/100/1000Base-T or SFP
- min=0 \ max=4 SFP Transceivers
- 0 port expansion module slots
- Power supply included
- 1U - Height

JE067A
See Configuration
Note:1, 3

PDU Cable NA/MEX/TW/JP

- C15 PDU Jumper Cord (NA/MEX/TW/JP)

JE067A#B2B

PDU Cable ROW

- C15 PDU Jumper Cord (ROW)

JE067A#B2C

HP 5120-48G EI Switch with 2 Slots

- 48 RJ-45 autosensing 10/100/1000 ports
- 4 dual-personality ports; PoE auto-sensing 10/100/1000Base-T or SFP
- min=0 \ max=4 SFP Transceivers
- 2 port expansion module slots
- Power supply included
- 1U - Height

JE069A
See Configuration
Note:1, 3

PDU Cable NA/MEX/TW/JP

- C15 PDU Jumper Cord (NA/MEX/TW/JP)

JE069A#B2B

PDU Cable ROW

- C15 PDU Jumper Cord (ROW)

JE069A#B2C

HP 5120-48G-PoE+ EI Switch w/2 Intf Slts

- 48 RJ-45 autosensing 10/100/1000 ports
- 4 dual-personality ports; PoE auto-sensing 10/100/1000Base-T or SFP
- min=0 \ max=4 SFP Transceivers
- 2 port expansion module slots
- Power supply included
- 1U - Height

JG237A
See Configuration
Note:1, 3

PDU Cable NA/MEX/TW/JP

- C15 PDU Jumper Cord (NA/MEX/TW/JP)

JG237A#B2B

PDU Cable ROW

- C15 PDU Jumper Cord (ROW)

JG237A#B2C

Configuration Rules:

Note 1 The following Transceivers install into this Switch
HP X120 1G SFP LC SX Transceiver

JD118B

Configuration

HP X120 1G SFP LC LX Transceiver	JD119B
HP X120 1G SFP RJ45 T Transceiver	JD089B
HP X120 1G SFP LC BX 10-U Transceiver	JD098B
HP X120 1G SFP LC BX 10-D Transceiver	JD099B
HP X124 1G SFP LC LH40 1310nm Transceiver	JD061A
HP X120 1G SFP LC LH40 1550nm Transceiver	JD062A
HP X125 1G SFP LC LH70 Transceiver	JD063B

Note 3 Localization (Wall Power Cord) required on orders without #B2B, #B2C (PDU Power Cord) or #B2E. (See Localization Menu)

Remark Drop down under power supply should offer the following options and results:
 Switch/Router/Power Supply to PDU Power Cord - #B2B in North America, Mexico, Taiwan, and Japan or #B2C ROW. (Watson Default B2B or B2C for Rack Level CTO)
 Switch/Router/Power Supply to Wall Power Cord - Localized Option (Watson Default for BTO and Box Level CTO)
 High Volt Switch/Router/Power Supply to Wall Power Cord - #B2E Option. (Offered only in North America, Mexico, Taiwan, and Japan)

Box Level Integration CTO Models

CTO Solution Sku

HP 51xx CTO Switch Solution JG706A
 • SSP trigger sku

CTO Switch Chassis

HP 5120-24G EI Switch - CTO JE066A
 • 24 RJ-45 autosensing 10/100/1000 ports
 • 4 dual-personality ports; PoE auto-sensing 10/100/1000Base-T or SFP
 • min=0 \ max=4 SFP Transceivers See Configuration
 • 0 port expansion module slots Note:1, 3, 5,7
 • 1 - Power Supply Included
 • 1U - Height

PDU Cable NA/MEX/TW/JP JE066A#B2B
 • C15 PDU Jumper Cord (NA/MEX/TW/JP)

PDU Cable ROW JE066A#B2C
 • C15 PDU Jumper Cord (ROW)

HP 5120-24G EI Switch with 2 Slots - CTO JE068A

Configuration

- 24 RJ-45 autosensing 10/100/1000 ports
- 4 dual-personality ports; PoE auto-sensing 10/100/1000Base-T or SFP
- min=0 \ max=4 SFP Transceivers
- 2 - port expansion module slots
- 1 - Power Supply Included
- 1U - Height

See Configuration
Note:1, 3, 5,7

PDU Cable NA/MEX/TW/JP

- C15 PDU Jumper Cord (NA/MEX/TW/JP)

JE068A#B2B

PDU Cable ROW

- C15 PDU Jumper Cord (ROW)

JE068A#B2C

HP 5120-24G-PoE+ EI Switch w/2 Intf Slts - CTO

- 24 RJ-45 autosensing 10/100/1000 ports
- 4 dual-personality ports; PoE auto-sensing 10/100/1000Base-T or SFP
- min=0 \ max=4 SFP Transceivers
- 2 - port expansion module slots
- 1 - Power Supply Included
- 1U - Height

JG236A
See Configuration
Note:1, 3, 5,7

PDU Cable NA/MEX/TW/JP

- C15 PDU Jumper Cord (NA/MEX/TW/JP)

JG236A#B2B

PDU Cable ROW

- C15 PDU Jumper Cord (ROW)

JG236A#B2C

HP 5120-48G EI Switch - CTO

- 48 RJ-45 autosensing 10/100/1000 ports
- 4 dual-personality ports; PoE auto-sensing 10/100/1000Base-T or SFP
- min=0 \ max=4 SFP Transceivers
- 0 - port expansion module slots
- 1 - Power Supply Included
- 1U - Height

JE067A
See Configuration
Note:1, 3, 4, 5,7

PDU Cable NA/MEX/TW/JP

- C15 PDU Jumper Cord (NA/MEX/TW/JP)

JE067A#B2B

PDU Cable ROW

- C15 PDU Jumper Cord (ROW)

JE067A#B2C

HP 5120-48G EI Switch with 2 Slots - CTO

- 48 RJ-45 autosensing 10/100/1000 ports
- 4 dual-personality ports; PoE auto-sensing 10/100/1000Base-T or SFP
- min=0 \ max=4 SFP Transceivers
- 2 - port expansion module slots
- 1 - Power Supply Included
- 1U - Height

JE069A
See Configuration
Note:1, 3, 5,7

Configuration

PDU Cable NA/MEX/TW/JP	JE069A#B2B
<ul style="list-style-type: none"> C15 PDU Jumper Cord (NA/MEX/TW/JP) 	
PDU Cable ROW	JE069A#B2C
<ul style="list-style-type: none"> C15 PDU Jumper Cord (ROW) 	
HP 5120-48G-PoE+ EI Switch w/2 Intf Slts - CTO	JG237A
<ul style="list-style-type: none"> 48 RJ-45 autosensing 10/100/1000 ports 4 dual-personality ports; PoE auto-sensing 10/100/1000Base-T or SFP min=0 \ max=4 SFP Transceivers 2 - port expansion module slots 1 - Power Supply Included 1U - Height 	See Configuration Note:1, 3, 5,7
PDU Cable NA/MEX/TW/JP	JG237A#B2B
<ul style="list-style-type: none"> C15 PDU Jumper Cord (NA/MEX/TW/JP) 	
PDU Cable ROW	JG237A#B2C
<ul style="list-style-type: none"> C15 PDU Jumper Cord (ROW) 	

Configuration Rules:

Note 1	The following Transceivers install into this Switch: (Use #0D1 if switch is CTO)	
	HP X120 1G SFP LC SX Transceiver	JD118B
	HP X120 1G SFP LC LX Transceiver	JD119B
	HP X120 1G SFP RJ45 T Transceiver	JD089B
	HP X120 1G SFP LC BX 10-U Transceiver	JD098B
	HP X120 1G SFP LC BX 10-D Transceiver	JD099B
	HP X124 1G SFP LC LH40 1310nm Transceiver	JD061A
	HP X120 1G SFP LC LH40 1550nm Transceiver	JD062A
	HP X125 1G SFP LC LH70 Transceiver	JD063B
Note 3	Localization (Wall Power Cord) required on orders without #B2B, #B2C (PDU Power Cord) or #B2E. (See Localization Menu)	
Note 5	If this Switch is selected, Then a Minimum of 1 factory integrated accessory must be ordered and integrated to CTO chassis. See Menu below, option must have a #0D1 to be integrated to the CTO Chassis.	
Note 7	If the Switch Chassis is to be Box Level Factory Integrated (CTO), Then the #0D1 is required on the Switch Chassis and integrated to the JG706A - HP 51xx CTO Enablement. (Min 1/Max 1 Switch per SSP)	

Configuration

Remarks: Drop down under power supply should offer the following options and results:
Switch/Router/Power Supply to PDU Power Cord - #B2B in North America, Mexico, Taiwan, and Japan or #B2C ROW. (Watson Default B2B or B2C for Rack Level CTO)
Switch/Router/Power Supply to Wall Power Cord - Localized Option (Watson Default for BTO and Box Level CTO)
High Volt Switch/Router/Power Supply to Wall Power Cord - #B2E Option. (Offered only in North America, Mexico, Taiwan, and Japan)

Rack Level Integration CTO Models

Switch Chassis

HP 5120-24G EI Switch

- 24 RJ-45 autosensing 10/100/1000 ports
- 4 dual-personality ports; PoE auto-sensing 10/100/1000Base-T or SFP
- min=0 \ max=4 SFP Transceivers
- 0 port expansion module slots
- Power supply included
- 1U - Height

JE066A
See Configuration
Note:1, 3, 10

PDU Cable NA/MEX/TW/JP

- C15 PDU Jumper Cord (NA/MEX/TW/JP)

JE066A#B2B

PDU Cable ROW

- C15 PDU Jumper Cord (ROW)

JE066A#B2C

HP 5120-24G EI Switch with 2 Slots

- 24 RJ-45 autosensing 10/100/1000 ports
- 4 dual-personality ports; PoE auto-sensing 10/100/1000Base-T or SFP
- min=0 \ max=4 SFP Transceivers
- 2 port expansion module slots
- Power supply included
- 1U - Height

JE068A
See Configuration
Note:1, 3, 10

PDU Cable NA/MEX/TW/JP

- C15 PDU Jumper Cord (NA/MEX/TW/JP)

JE068A#B2B

PDU Cable ROW

- C15 PDU Jumper Cord (ROW)

JE068A#B2C

HP 5120-24G-PoE+ EI Switch w/2 Intf Slts

- 24 RJ-45 autosensing 10/100/1000 ports
- 4 dual-personality ports; PoE auto-sensing 10/100/1000Base-T or SFP
- min=0 \ max=4 SFP Transceivers
- 2 port expansion module slots
- Power supply included
- 1U - Height

JG236A
See Configuration
Note:1, 3, 10

Configuration

PDU Cable NA/MEX/TW/JP	JG236A#B2B
<ul style="list-style-type: none">C15 PDU Jumper Cord (NA/MEX/TW/JP)	
PDU Cable ROW	JG236A#B2C
<ul style="list-style-type: none">C15 PDU Jumper Cord (ROW)	
HP 5120-48G EI Switch	JE067A
<ul style="list-style-type: none">48 RJ-45 autosensing 10/100/1000 ports4 dual-personality ports; PoE auto-sensing 10/100/1000Base-T or SFPmin=0 \ max=4 SFP Transceivers0 port expansion module slotsPower supply included1U - Height	See Configuration Note:1, 3, 10
PDU Cable NA/MEX/TW/JP	JE067A#B2B
<ul style="list-style-type: none">C15 PDU Jumper Cord (NA/MEX/TW/JP)	
PDU Cable ROW	JE067A#B2C
<ul style="list-style-type: none">C15 PDU Jumper Cord (ROW)	
HP 5120-48G EI Switch with 2 Slots	JE069A
<ul style="list-style-type: none">48 RJ-45 autosensing 10/100/1000 ports4 dual-personality ports; PoE auto-sensing 10/100/1000Base-T or SFPmin=0 \ max=4 SFP Transceivers2 port expansion module slotsPower supply included1U - Height	See Configuration Note:1, 3, 10
PDU Cable NA/MEX/TW/JP	JE069A#B2B
<ul style="list-style-type: none">C15 PDU Jumper Cord (NA/MEX/TW/JP)	
PDU Cable ROW	JE069A#B2C
<ul style="list-style-type: none">C15 PDU Jumper Cord (ROW)	
HP 5120-48G-PoE+ EI Switch w/2 Intf Slts	JG237A
<ul style="list-style-type: none">48 RJ-45 autosensing 10/100/1000 ports4 dual-personality ports; PoE auto-sensing 10/100/1000Base-T or SFPmin=0 \ max=4 SFP Transceivers2 port expansion module slotsPower supply included1U - Height	See Configuration Note:1, 3, 10
PDU Cable NA/MEX/TW/JP	JG237A#B2B
<ul style="list-style-type: none">C15 PDU Jumper Cord (NA/MEX/TW/JP)	
PDU Cable ROW	JG237A#B2C
<ul style="list-style-type: none">C15 PDU Jumper Cord (ROW)	

Configuration

Configuration Rules:

- Note 1** The following Transceivers install into this Switch:
- | | |
|---|--------|
| HP X120 1G SFP LC SX Transceiver | JD118B |
| HP X120 1G SFP LC LX Transceiver | JD119B |
| HP X120 1G SFP RJ45 T Transceiver | JD089B |
| HP X120 1G SFP LC BX 10-U Transceiver | JD098B |
| HP X120 1G SFP LC BX 10-D Transceiver | JD099B |
| HP X124 1G SFP LC LH40 1310nm Transceiver | JD061A |
| HP X120 1G SFP LC LH40 1550nm Transceiver | JD062A |
| HP X125 1G SFP LC LH70 Transceiver | JD063B |
- Note 3** Localization (Wall Power Cord) required on orders without #B2B, #B2C (PDU Power Cord) . (See Localization Menu)
REMARK: When Switches/Routers are Factory Racked, Then #B2B, or #B2C should be the Defaulted Power Cable option on the Switches/Routers.
- Note 10** If HP CTO Switch Chassis is selected for Rack Level Integration, Then the Switch needs to integrate (with #0D1) to the Rack.
- Remarks:** Drop down under power supply should offer the following options and results:
Switch/Router/Power Supply to PDU Power Cord - #B2B in North America, Mexico, Taiwan, and Japan or #B2C ROW. (Watson Default B2B or B2C for Rack Level CTO)
Switch/Router/Power Supply to Wall Power Cord - Localized Option (Watson Default for BTO and Box Level CTO)

Switch Enclosure Options

External/Redundant Power Supplies

- HP RPS 800 Redundant Power Supply JD183A
- Height = 1U See Configuration
 - includes 1 x c13, 800w Note:2, 3
- HP RPS1600 Redundant Power System JG136A
- Height = 1U See Configuration
 - includes 1 x c13, 1600w and Power Supply port Note:2, 3
- HP RPS1600 1600W AC Power Supply JG137A
- Installs into JG136A only See Configuration
 - Note:1

Configuration Rules:

- Note 1** If this power supply is selected, The JG136A - HP A-RPS1600 Redundant Power System must be on order or onsite.

Configuration

Note 2 Localization required. (See Localization Menu for list.)

Note 3 Only 1 JD183A or JG136A can be connected per switch.

External/Redundant Power Cables

HP X290 1000 A JD5 2m RPS Cable JD187A

HP X290 500/800 1m RPS Cable JD190A

Enter the following menu selections as integrated to the CTO Model X above if order is factory built.

Modules

(Switch JE066x and JE067x) No Modules supported

(All other Switches) System (std 0 // max 2) User Selection (min 0 // max 2)

HP 5500 2-port 10GbE XFP Module	JD359B
• min=0 \ max=2 XFP Transceivers	See Configuration Note:2, 5
HP 5500 2-port 10GbE Local Connect Mod	JD360B
• min=0 \ max=2 CX4 Cables	See Configuration Note:4, 5
HP 5500 1-port 10GbE XFP Module	JD361B
• min=0 \ max=1 XFP Transceivers	See Configuration Note:2, 5
HP 5500/5120 2-port 10GbE SFP+ Module	JD368B
• min=0 \ max=2 SFP+ Transceivers	See Configuration Note:1, 5
HP 5500/4800 2-port GbE SFP Module	JD367A
• min=0 \ max=2 SFP Transceivers	See Configuration Note:3, 5
HP 5500/5120 2p 10GBASE-T Module	JG535A
• No Transceivers	See Configuration Note:5

Configuration Rules:

Note 1 The following Transceivers install into this Module: (Use #0D1 if switch is CTO)

HP X130 10G SFP+ LC ER 40km Transceiver	JG234A
HP X130 SFP+ LC SR Transceiver	JD092B
HP X130 SFP+ LC LRM Transceiver	JD093B
HP X130 SFP+ LC LR Transceiver	JD094B

Configuration

HP X240 10G SFP+ SFP+ 0.65m DAC Cable	JD095C
HP X240 10G SFP+ SFP+ 1.2m DAC Cable	JD096C
HP X240 10G SFP+ SFP+ 3m DAC Cable	JD097C
HP X240 10G SFP+ 7m DAC Cable	JC784C
HP X240 10G SFP+ SFP+ 5m DAC Cable	JG081C
HP X240 10G SFP+ 7m DAC Cable	JC784C

Note 2 The following Transceivers install into this Module: (Use #0D1 if switch is CTO)

HP X135 10G XFP LC ER Transceiver	JD121A
HP X130 10G XFP SC LR Transceiver	JD108B
HP X130 10G XFP LC SR Transceiver	JD117B

Note 3 The following Transceivers install into this Module: (Use #0D1 if switch is CTO)

HP X120 1G SFP LC SX Transceiver	JD118B
HP X120 1G SFP LC LX Transceiver	JD119B
HP X120 1G SFP RJ45 T Transceiver	JD089B
HP X120 1G SFP LC BX 10-U Transceiver	JD098B
HP X120 1G SFP LC BX 10-D Transceiver	JD099B
HP X124 1G SFP LC LH40 1310nm Transceiver	JD061A
HP X120 1G SFP LC LH40 1550nm Transceiver	JD062A
HP X125 1G SFP LC LH70 Transceiver	JD063B

Note 4 The following Cables install into this Module: (Use #B01 if switch is CTO)

HP X230 Local Connect 50cm CX4 Cable	JD363B
HP X230 Local Connect CX4 300 cm Cable	JD364B
HP X230 CX4 to CX4 3m Cable	JD365A

Note: Two JD365A - HP X230 CX4 to CX4 3m Cable should be added by default if Module is selected.

Note 5 This Module should be ordered as #0D1 if the Switch is Box Level CTO, and #B01 when Factory Racked (Rack Level Integration CTO).

Transceivers

SFP Transceivers

HP X120 1G SFP LC SX Transceiver	JD118B
HP X120 1G SFP LC LX Transceiver	JD119B
HP X120 1G SFP RJ45 T Transceiver	JD089B
HP X120 1G SFP LC BX 10-U Transceiver	JD098B

Configuration

HP X120 1G SFP LC BX 10-D Transceiver	JD099B
HP X120 1G SFP LC LH40 1550nm XCVR	JD062A
HP X125 1G SFP LC LH40 1310nm XCVR	JD061A
HP X125 1G SFP LC LH70 Transceiver	JD063B

SFP+ Transceivers

HP X130 10G SFP+ LC ER 40km Transceiver	JG234A
HP X130 SFP+ LC SR Transceiver	JD092B
HP X130 SFP+ LC LRM Transceiver	JD093B
HP X130 SFP+ LC LR Transceiver	JD094B
HP X240 10G SFP+ SFP+ 0.65m DAC Cable	JD095C
HP X240 10G SFP+ SFP+ 1.2m DAC Cable	JD096C
HP X240 10G SFP+ SFP+ 3m DAC Cable	JD097C
HP X240 10G SFP+ SFP+ 5m DAC Cable	JG081C
HP X240 10G SFP+ 7m DAC Cable	JC784C

XFP Transceivers

HP X130 10G XFP LC LR 1310nm Transceiver	JD108B
HP X130 LC SR XFP Transceiver	JD117B
HP X135 10G XFP LC ER Transceiver	JD121A

Cables

Local Connect Cables

HP X230 Local Connect 50cm CX4 Cable	JD363B
HP X230 Local Connect CX4 300 cm Cable	JD364B
HP X230 CX4 to CX4 3m Cable	JD365A

Configuration

HP X230 Local Connect 50cm CX4 Cable	JD363B
HP X230 Local Connect CX4 300 cm Cable	JD364B
HP X230 CX4 to CX4 3m Cable	JD365A

Multi-Mode Cables

HP .5m Multi-mode OM3 LC/LC FC Cable	AJ833A
HP 1m Multi-mode OM3 LC/LC FC Cable	AJ834A
HP 2 m Multimode OM3 LC/LC FC Cable	AJ835A
HP 5 m Multimode OM3 LC/LC FC Cable	AJ836A
HP 15 m Multimode OM3 LC/LC FC Cable	AJ837A
HP 30 m Multimode OM3 LC/LC FC Cable	AJ838A
HP 50 m Multimode OM3 LC/LC FC Cable	AJ839A
HP Premier Flex LC/LC OM4 2f 1m Cbl	QK732A
HP Premier Flex LC/LC OM4 2f 2m Cbl	QK733A
HP Premier Flex LC/LC OM4 2f 5m Cbl	QK734A
HP Premier Flex LC/LC OM4 2f 15m Cbl	QK735A
HP Premier Flex LC/LC OM4 2f 30m Cbl	QK736A
HP Premier Flex LC/LC OM4 2f 50m Cbl	QK737A

Technical Specifications

HP 5120-48G EI Switch with 2 Interface Slots (JE069A)

Ports	48 RJ-45 autosensing 10/100/1000 ports (IEEE 802.3 Type 10BASE-T, IEEE 802.3u Type 100BASE-TX, IEEE 802.3ab Type 1000BASE-T); Media Type: Auto-MDIX; Duplex: 10BASE-T/100BASE-TX: half or full; 1000BASE-T: full only 4 dual-personality ports; auto-sensing 10/100/1000Base-T or SFP 2 port expansion module slots 1 RJ-45 serial console port Supports a maximum of 48 autosensing 10/100/1000 ports
Physical characteristics	Dimensions 17.32(w) x 11.81(d) x 1.72(h) in (44 x 30 x 4.36 cm) (1U height) Weight 11.02 lb. (5 kg)
Memory and processor	128 MB SDRAM, 16 MB flash; packet buffer size: 4 MB
Mounting	Mounts in an EIA-standard 19 in. telco rack or equipment cabinet (hardware included)
Performance	1000 Mb Latency < 3.2 μ s 10 Gbps Latency < 2.6 μ s Throughput 142.9 million pps Routing/Switching capacity 192 Gbps Routing table size 32 entries (IPv4)
Environment	Operating temperature 32°F to 113°F (0°C to 45°C) Operating relative humidity 10% to 90%, noncondensing Nonoperating/Storage temperature -40°F to 158°F (-40°C to 70°C) Nonoperating/Storage relative humidity 5% to 95%, noncondensing Acoustic ISO 7779
Electrical characteristics	Maximum heat dissipation 495 BTU/hr (522.23 kJ/hr) Voltage 100-240 VAC Idle power 55 W Maximum power rating 145 W Frequency 50/60 Hz Notes Idle power is the actual power consumption of the device with no ports connected. Maximum power rating and maximum heat dissipation are the worst-case theoretical maximum numbers provided for planning the infrastructure with fully loaded PoE (if equipped), 100% traffic, all ports plugged in, and all modules populated.
Safety	UL 60950-1; EN 60825-1 Safety of Laser Products-Part 1; EN 60825-2 Safety of Laser Products-Part 2; IEC 60950-1; CAN/CSA-C22.2 No. 60950-1; Anatel; ULAR; GOST; EN 60950-1/A11; FDA 21 CFR Subchapter J; NOM; ROHS Compliance

Technical Specifications

Emissions	FCC part 15 Class A; VCCI Class A; EN 55022 Class A; CISPR 22 Class A; ICES-003 Class A; ANSI C63.4 2003; ETSI EN 300 386 V1.3.3; AS/NZS CISPR22 Class A; EN 61000-3-2; EN 61000-3-3; EN 61000-4-2; EN 61000-4-3; EN 61000-4-4; EN 61000-4-5; EN 61000-4-6; EN 61000-4-11; EN 61000-3-2:2006; EN 61000-3-3:1995 +A1:2001 +A2:2005; EMC Directive 2004/108/EC; FCC (CFR 47, Part 15) Class A
Management	IMC - Intelligent Management Center; command-line interface; Web browser; SNMP Manager
Services	3-year, 4-hour onsite, 13x5 coverage for hardware (UV858E) 3-year, 4-hour onsite, 24x7 coverage for hardware (UV861E) 3-year, 4-hour onsite, 24x7 coverage for hardware, 24x7 SW phone support and SW updates (UV864E) 3-year, 24x7 SW phone support, software updates (UV867E) 1-year, post-warranty, 4-hour onsite, 13x5 coverage for hardware (HR584E) 1-year, post-warranty, 4-hour onsite, 24x7 coverage for hardware (HR585E) 1-year, post-warranty, 4-hour onsite, 24x7 coverage for hardware, 24x7 software phone support (HR586E) 4-year, 4-hour onsite, 13x5 coverage for hardware (UV859E) 4-year, 4-hour onsite, 24x7 coverage for hardware (UV862E) 4-year, 4-hour onsite, 24x7 coverage for hardware, 24x7 software phone (UV865E) 4-year, 24x7 SW phone support, software updates (UV868E) 5-year, 4-hour onsite, 13x5 coverage for hardware (UV860E) 5-year, 4-hour onsite, 24x7 coverage for hardware (UV863E) 5-year, 4-hour onsite, 24x7 coverage for hardware, 24x7 software phone (UV866E) 5-year, 24x7 SW phone support, software updates (UV869E) 3 Yr 6 hr Call-to-Repair Onsite (UW963E) 4 Yr 6 hr Call-to-Repair Onsite (UW964E) 5 Yr 6 hr Call-to-Repair Onsite (UW965E) 1-year, 6 hour Call-To-Repair Onsite for hardware (HR588E) 1-year, 24x7 software phone support, software updates (HR587E) 1-year, 24x7 software phone support, software updates + Next Business Day Hardware Exchange (HS682E) 1-year, 24x7 software phone support, software updates + 4 hour hardware exchange (HS683E) 4-year, 24x7 software phone support, software updates + Next Business Day Hardware Exchange (HS686E) 4-year, 24x7 software phone support, software updates + 4 hour Hardware Exchange (HS687E) 5-year, 24x7 software phone support, software updates + Next Business Day Hardware Exchange (HS688E)

Refer to the HP website at: www.hp.com/networking/services for details on the service-level descriptions and product numbers. For details about services and response times in your area, please contact your local HP sales office.

HP 5120-48G EI Switch (JE067A)

Ports	48 RJ-45 autosensing 10/100/1000 ports (IEEE 802.3 Type 10BASE-T, IEEE 802.3u Type 100BASE-TX, IEEE 802.3ab Type 1000BASE-T); Media Type: Auto-MDIX; Duplex: 10BASE-T/100BASE-TX: half or full; 1000BASE-T: full only 4 dual-personality ports; auto-sensing 10/100/1000Base-T or SFP 1 RJ-45 serial console port Supports a maximum of 48 autosensing 10/100/1000 ports
Physical characteristics	Dimensions 17.32(w) x 11.81(d) x 1.72(h) in (44 x 30 x 4.37 cm) (1U height) Weight 11.02 lb. (5 kg)

Technical Specifications

Memory and processor	128 MB SRAM, 16 MB flash; packet buffer size: 4 MB
Mounting	Mounts in an EIA-standard 19 in. telco rack or equipment cabinet (hardware included)
Performance	<p>1000 Mb Latency < 3.2 μs</p> <p>Throughput 71.4 million pps</p> <p>Routing/Switching capacity 96 Gbps</p> <p>Routing table size 32 entries (IPv4)</p>
Environment	<p>Operating temperature 32°F to 113°F (0°C to 45°C)</p> <p>Operating relative humidity 10% to 90%, noncondensing</p> <p>Nonoperating/Storage temperature -40°F to 158°F (-40°C to 70°C)</p> <p>Nonoperating/Storage relative humidity 5% to 95%, noncondensing</p> <p>Acoustic ISO 7779</p>
Electrical characteristics	<p>Maximum heat dissipation 375 BTU/hr (395.63 kJ/hr)</p> <p>Voltage 100-240 VAC</p> <p>Idle power 54 W</p> <p>Maximum power rating 110 W</p> <p>Frequency 50/60 Hz</p> <p>Notes Idle power is the actual power consumption of the device with no ports connected. Maximum power rating and maximum heat dissipation are the worst-case theoretical maximum numbers provided for planning the infrastructure with fully loaded PoE (if equipped), 100% traffic, all ports plugged in, and all modules populated.</p>
Safety	UL 60950-1; EN 60825-1 Safety of Laser Products-Part 1; EN 60825-2 Safety of Laser Products-Part 2; IEC 60950-1; CAN/CSA-C22.2 No. 60950-1; Anatel; ULAR; GOST; EN 60950-1/A11; FDA 21 CFR Subchapter J; NOM; ROHS Compliance
Emissions	FCC part 15 Class A; VCCI Class A; EN 55022 Class A; CISPR 22 Class A; ICES-003 Class A; ANSI C63.4 2003; ETSI EN 300 386 V1.3.3; AS/NZS CISPR22 Class A; EN 61000-3-2; EN 61000-3-3; EN 61000-4-2; EN 61000-4-3; EN 61000-4-4; EN 61000-4-5; EN 61000-4-6; EN 61000-4-11; EN 61000-3-2:2006; EN 61000-3-3:1995 +A1:2001 +A2:2005; EMC Directive 2004/108/EC; FCC (CFR 47, Part 15) Class A
Management Services	IMC - Intelligent Management Center; command-line interface; Web browser; SNMP Manager
	<p>3-year, 4-hour onsite, 13x5 coverage for hardware (UV858E)</p> <p>3-year, 4-hour onsite, 24x7 coverage for hardware (UV861E)</p> <p>3-year, 4-hour onsite, 24x7 coverage for hardware, 24x7 SW phone support and SW updates (UV864E)</p> <p>3-year, 24x7 SW phone support, software updates (UV867E)</p> <p>1-year, post-warranty, 4-hour onsite, 13x5 coverage for hardware (HR584E)</p> <p>1-year, post-warranty, 4-hour onsite, 24x7 coverage for hardware (HR585E)</p> <p>1-year, post-warranty, 4-hour onsite, 24x7 coverage for hardware, 24x7 software phone support (HR586E)</p> <p>4-year, 4-hour onsite, 13x5 coverage for hardware (UV859E)</p> <p>4-year, 4-hour onsite, 24x7 coverage for hardware (UV862E)</p>

Technical Specifications

- 4-year, 4-hour onsite, 24x7 coverage for hardware, 24x7 software phone (UV865E)
- 4-year, 24x7 SW phone support, software updates (UV868E)
- 5-year, 4-hour onsite, 13x5 coverage for hardware (UV860E)
- 5-year, 4-hour onsite, 24x7 coverage for hardware (UV863E)
- 5-year, 4-hour onsite, 24x7 coverage for hardware, 24x7 software phone (UV866E)
- 5-year, 24x7 SW phone support, software updates (UV869E)
- 3 Yr 6 hr Call-to-Repair Onsite (UW963E)
- 4 Yr 6 hr Call-to-Repair Onsite (UW964E)
- 5 Yr 6 hr Call-to-Repair Onsite (UW965E)
- 1-year, 6 hour Call-To-Repair Onsite for hardware (HR588E)
- 1-year, 24x7 software phone support, software updates (HR587E)
- 1-year, 24x7 software phone support, software updates + Next Business Day Hardware Exchange (HS682E)
- 1-year, 24x7 software phone support, software updates + 4 hour hardware exchange (HS683E)
- 4-year, 24x7 software phone support, software updates + Next Business Day Hardware Exchange (HS686E)
- 4-year, 24x7 software phone support, software updates + 4 hour Hardware Exchange (HS687E)
- 5-year, 24x7 software phone support, software updates + Next Business Day Hardware Exchange (HS688E)

Refer to the HP website at: www.hp.com/networking/services for details on the service-level descriptions and product numbers. For details about services and response times in your area, please contact your local HP sales office.

HP 5120-24G EI Switch with 2 Interface Slots (JE068A)

Ports	24 RJ-45 autosensing 10/100/1000 ports (IEEE 802.3 Type 10BASE-T, IEEE 802.3u Type 100BASE-TX, IEEE 802.3ab Type 1000BASE-T); Duplex: 10BASE-T/100BASE-TX: half or full; 1000BASE-T: full only	
	4 dual-personality ports; auto-sensing 10/100/1000Base-T or SFP	
	2 port expansion module slots	
	1 RJ-45 serial console port	
Physical characteristics	Dimensions	17.32(w) x 11.81(d) x 1.72(h) in (44 x 30 x 4.37 cm) (1U height)
	Weight	9.92 lb. (4.5 kg)
Memory and processor	128 MB SDRAM, 16 MB flash; packet buffer size: 2 MB	
Mounting	Mounts in an EIA-standard 19 in. telco rack or equipment cabinet (hardware included)	
Performance	1000 Mb Latency	< 3.2 μ s
	10 Gbps Latency	< 2.6 μ s
	Throughput	107.2 million pps
	Routing/Switching capacity	144 Gbps
	Routing table size	32 entries (IPv4)
Environment	Operating temperature	32°F to 113°F (0°C to 45°C)
	Operating relative humidity	10% to 90%, noncondensing
	Nonoperating/Storage temperature	-40°F to 158°F (-40°C to 70°C)

Technical Specifications

	Nonoperating/Storage relative humidity	5% to 95%, noncondensing
	Acoustic	ISO 7779
Electrical characteristics	Maximum heat dissipation	362 BTU/hr (381.91 kJ/hr)
	Voltage	100-240 VAC
	Idle power	36 W
	Maximum power rating	106 W
	Frequency	50/60 Hz
	Notes	Idle power is the actual power consumption of the device with no ports connected. Maximum power rating and maximum heat dissipation are the worst-case theoretical maximum numbers provided for planning the infrastructure with fully loaded PoE (if equipped), 100% traffic, all ports plugged in, and all modules populated.
Safety	UL 60950-1; EN 60825-1 Safety of Laser Products-Part 1; EN 60825-2 Safety of Laser Products-Part 2; IEC 60950-1; CAN/CSA-C22.2 No. 60950-1; Anatel; ULAR; GOST; EN 60950-1/A11; FDA 21 CFR Subchapter J; NOM; ROHS Compliance	
Emissions	FCC part 15 Class A; VCCI Class A; EN 55022 Class A; CISPR 22 Class A; ICES-003 Class A; ANSI C63.4 2003; ETSI EN 300 386 V1.3.3; AS/NZS CISPR22 Class A; EN 61000-3-2; EN 61000-3-3; EN 61000-4-2; EN 61000-4-3; EN 61000-4-4; EN 61000-4-5; EN 61000-4-6; EN 61000-4-11; EN 61000-3-2:2006; EN 61000-3-3:1995 +A1:2001 +A2:2005; EMC Directive 2004/108/EC; FCC (CFR 47, Part 15) Class A	
Management	IMC - Intelligent Management Center; command-line interface; Web browser; SNMP Manager	
Services	3-year, 4-hour onsite, 13x5 coverage for hardware (UV858E) 3-year, 4-hour onsite, 24x7 coverage for hardware (UV861E) 3-year, 4-hour onsite, 24x7 coverage for hardware, 24x7 SW phone support and SW updates (UV864E) 3-year, 24x7 SW phone support, software updates (UV867E) 1-year, post-warranty, 4-hour onsite, 13x5 coverage for hardware (HR584E) 1-year, post-warranty, 4-hour onsite, 24x7 coverage for hardware (HR585E) 1-year, post-warranty, 4-hour onsite, 24x7 coverage for hardware, 24x7 software phone support (HR586E) 4-year, 4-hour onsite, 13x5 coverage for hardware (UV859E) 4-year, 4-hour onsite, 24x7 coverage for hardware (UV862E) 4-year, 4-hour onsite, 24x7 coverage for hardware, 24x7 software phone (UV865E) 4-year, 24x7 SW phone support, software updates (UV868E) 5-year, 4-hour onsite, 13x5 coverage for hardware (UV860E) 5-year, 4-hour onsite, 24x7 coverage for hardware (UV863E) 5-year, 4-hour onsite, 24x7 coverage for hardware, 24x7 software phone (UV866E) 5-year, 24x7 SW phone support, software updates (UV869E) 3 Yr 6 hr Call-to-Repair Onsite (UW963E) 4 Yr 6 hr Call-to-Repair Onsite (UW964E) 5 Yr 6 hr Call-to-Repair Onsite (UW965E) 1-year, 6 hour Call-To-Repair Onsite for hardware (HR588E) 1-year, 24x7 software phone support, software updates (HR587E) 1-year, 24x7 software phone support, software updates + Next Business Day Hardware Exchange (HS682E) 1-year, 24x7 software phone support, software updates + 4 hour hardware exchange (HS683E) 4-year, 24x7 software phone support, software updates + Next Business Day Hardware Exchange	

Technical Specifications

(HS686E)
4-year, 24x7 software phone support, software updates + 4 hour Hardware Exchange (HS687E)
5-year, 24x7 software phone support, software updates + Next Business Day Hardware Exchange (HS688E)

Refer to the HP website at: www.hp.com/networking/services for details on the service-level descriptions and product numbers. For details about services and response times in your area, please contact your local HP sales office.

HP 5120-24G EI Switch (JE066A)

Ports	24 RJ-45 autosensing 10/100/1000 ports (IEEE 802.3 Type 10BASE-T, IEEE 802.3u Type 100BASE-TX, IEEE 802.3ab Type 1000BASE-T); Duplex: 10BASE-T/100BASE-TX: half or full; 1000BASE-T: full only 4 dual-personality ports; auto-sensing 10/100/1000Base-T or SFP 1 RJ-45 serial console port
Physical characteristics	Dimensions 17.32(w) x 11.81(d) x 1.72(h) in (44 x 30 x 4.36 cm) (1U height) Weight 9.92 lb. (4.5 kg)
Memory and processor	128 MB SDRAM, 16 MB flash; packet buffer size: 2 MB
Mounting	Mounts in an EIA-standard 19 in. telco rack or equipment cabinet (hardware included)
Performance	1000 Mb Latency < 3.2 μ s Throughput 35.7 million pps Routing/Switching capacity 48 Gbps Routing table size 32 entries (IPv4)
Environment	Operating temperature 32°F to 113°F (0°C to 45°C) Operating relative humidity 10% to 90%, noncondensing Nonoperating/Storage temperature -40°F to 158°F (-40°C to 70°C) Nonoperating/Storage relative humidity 5% to 95%, noncondensing Acoustic ISO 7779
Electrical characteristics	Maximum heat dissipation 212 BTU/hr (223.66 kJ/hr) Voltage 100-240 VAC Idle power 35 W Maximum power rating 62 W Frequency 50/60 Hz Notes Idle power is the actual power consumption of the device with no ports connected. Maximum power rating and maximum heat dissipation are the worst-case theoretical maximum numbers provided for planning the infrastructure with fully loaded PoE (if equipped), 100% traffic, all ports plugged in, and all modules populated.

Technical Specifications

Safety	UL 60950-1; EN 60825-1 Safety of Laser Products-Part 1; EN 60825-2 Safety of Laser Products-Part 2; IEC 60950-1; CAN/CSA-C22.2 No. 60950-1; Anatel; ULAR; GOST; EN 60950-1/A11; FDA 21 CFR Subchapter J; NOM; ROHS Compliance
Emissions	FCC part 15 Class A; VCCI Class A; EN 55022 Class A; CISPR 22 Class A; ICES-003 Class A; ANSI C63.4 2003; ETSI EN 300 386 V1.3.3; AS/NZS CISPR22 Class A; EN 61000-3-2; EN 61000-3-3; EN 61000-4-2; EN 61000-4-3; EN 61000-4-4; EN 61000-4-5; EN 61000-4-6; EN 61000-4-11; EN 61000-3-2:2006; EN 61000-3-3:1995 +A1:2001 +A2:2005; EMC Directive 2004/108/EC; FCC (CFR 47, Part 15) Class A
Management	IMC - Intelligent Management Center; command-line interface; Web browser; SNMP Manager
Services	3-year, 4-hour onsite, 13x5 coverage for hardware (UV858E) 3-year, 4-hour onsite, 24x7 coverage for hardware (UV861E) 3-year, 4-hour onsite, 24x7 coverage for hardware, 24x7 SW phone support and SW updates (UV864E) 3-year, 24x7 SW phone support, software updates (UV867E) 1-year, post-warranty, 4-hour onsite, 13x5 coverage for hardware (HR584E) 1-year, post-warranty, 4-hour onsite, 24x7 coverage for hardware (HR585E) 1-year, post-warranty, 4-hour onsite, 24x7 coverage for hardware, 24x7 software phone support (HR586E) 1-year, post-warranty, 4-hour onsite, 24x7 coverage for hardware, 24x7 software phone support (HR670E) 4-year, 4-hour onsite, 13x5 coverage for hardware (UV859E) 4-year, 4-hour onsite, 24x7 coverage for hardware (UV862E) 4-year, 4-hour onsite, 24x7 coverage for hardware, 24x7 software phone (UV865E) 4-year, 24x7 SW phone support, software updates (UV868E) 5-year, 4-hour onsite, 13x5 coverage for hardware (UV860E) 5-year, 4-hour onsite, 24x7 coverage for hardware (UV863E) 5-year, 4-hour onsite, 24x7 coverage for hardware, 24x7 software phone (UV866E) 5-year, 24x7 SW phone support, software updates (UV869E) 3 Yr 6 hr Call-to-Repair Onsite (UW963E) 4 Yr 6 hr Call-to-Repair Onsite (UW964E) 5 Yr 6 hr Call-to-Repair Onsite (UW965E) 1-year, 6 hour Call-To-Repair Onsite for hardware (HR588E) 1-year, 24x7 software phone support, software updates (HR587E) 1-year, 24x7 software phone support, software updates + Next Business Day Hardware Exchange (HS682E) 1-year, 24x7 software phone support, software updates + 4 hour hardware exchange (HS683E) 4-year, 24x7 software phone support, software updates + Next Business Day Hardware Exchange (HS686E) 4-year, 24x7 software phone support, software updates + 4 hour Hardware Exchange (HS687E) 5-year, 24x7 software phone support, software updates + Next Business Day Hardware Exchange (HS688E)

Refer to the HP website at: www.hp.com/networking/services for details on the service-level descriptions and product numbers. For details about services and response times in your area, please contact your local HP sales office.

HP 5120-48G-PoE+ EI Switch with 2 Interface Slots (JG237A)

Ports	48 RJ-45 autosensing 10/100/1000 PoE+ ports (IEEE 802.3 Type 10BASE-T, IEEE 802.3u Type 100BASE-TX, IEEE 802.3ab Type 1000BASE-T, IEEE 802.3at PoE+); Media Type: Auto-MDIX; Duplex: 10BASE-T/100BASE-TX: half or full; 1000BASE-T: full only
--------------	---

Technical Specifications

4 dual-personality ports; PoE auto-sensing 10/100/1000Base-T or SFP
 2 port expansion module slots
 1 RJ-45 serial console port
 Supports a maximum of 48 autosensing 10/100/1000 ports

Physical characteristics **Dimensions** 17.32(w) x 16.54(d) x 1.72(h) in (43.99 x 42.01 x 4.37 cm) (1U height)

Weight 16.53 lb. (7.5 kg)

Memory and processor 128 MB SDRAM, 16 MB flash; packet buffer size: 4 MB

Mounting Mounts in an EIA-standard 19 in. telco rack or equipment cabinet (hardware included)

Performance **1000 Mb Latency** < 3.2 μ s

10 Gbps Latency < 2.6 μ s

Throughput 142.9 million pps

Routing/Switching capacity 192 Gbps

Routing table size 32 entries (IPv4)

Environment **Operating temperature** 32°F to 113°F (0°C to 45°C)

Operating relative humidity 10% to 90%, noncondensing

Nonoperating/Storage temperature -40°F to 158°F (-40°C to 70°C)

Nonoperating/Storage relative humidity 10% to 90%, noncondensing

Electrical characteristics **Maximum heat dissipation** 614 BTU/hr (647.77 kJ/hr)

Voltage 100-240 VAC

DC voltage -52 to -55 VDC

Idle power 78 W

Maximum power rating 920 W

PoE power 740 W

Frequency 50/60 Hz

Notes Idle power is the actual power consumption of the device with no ports connected.
 Maximum power rating and maximum heat dissipation are the worst-case theoretical maximum numbers provided for planning the infrastructure with fully loaded PoE (if equipped), 100% traffic, all ports plugged in, and all modules populated.
 PoE Power is the power supplied by the internal power supply; it is dependent on the type and quantity of power supplies and may be supplemented with the use of an External Power Supply (EPS).
 With AC input, the Max power consumption is 550 W (370 W for PoE).

Safety UL 60950-1; EN 60825-1 Safety of Laser Products-Part 1; EN 60825-2 Safety of Laser Products-Part 2; IEC 60950-1; CAN/CSA-C22.2 No. 60950-1; Anatel; ULAR; GOST; EN 60950-1/A11; FDA 21 CFR Subchapter J; NOM; ROHS Compliance

Technical Specifications

Emissions	FCC part 15 Class A; VCCI Class A; EN 55022 Class A; CISPR 22 Class A; ICES-003 Class A; ANSI C63.4 2003; ETSI EN 300 386 V1.3.3; AS/NZS CISPR22 Class A; EN 61000-3-2; EN 61000-3-3; EN 61000-4-2; EN 61000-4-3; EN 61000-4-4; EN 61000-4-5; EN 61000-4-6; EN 61000-4-11; EN 61000-3-2:2006; EN 61000-3-3:1995 +A1:2001+A2:2005; EMC Directive 2004/108/EC; FCC (CFR 47, Part 15) Class A
Management	IMC - Intelligent Management Center; command-line interface; Web browser; SNMP Manager
Services	<p>3-year, 4-hour onsite, 13x5 coverage for hardware (UV858E)</p> <p>3-year, 4-hour onsite, 24x7 coverage for hardware (UV861E)</p> <p>3-year, 4-hour onsite, 24x7 coverage for hardware, 24x7 SW phone support and SW updates (UV864E)</p> <p>3-year, 24x7 SW phone support, software updates (UV867E)</p> <p>4-year, 4-hour onsite, 13x5 coverage for hardware (UV859E)</p> <p>4-year, 4-hour onsite, 24x7 coverage for hardware (UV862E)</p> <p>4-year, 4-hour onsite, 24x7 coverage for hardware, 24x7 software phone (UV865E)</p> <p>4-year, 24x7 SW phone support, software updates (UV868E)</p> <p>5-year, 4-hour onsite, 13x5 coverage for hardware (UV860E)</p> <p>5-year, 4-hour onsite, 24x7 coverage for hardware (UV863E)</p> <p>5-year, 4-hour onsite, 24x7 coverage for hardware, 24x7 software phone (UV866E)</p> <p>5-year, 24x7 SW phone support, software updates (UV869E)</p> <p>3 Yr 6 hr Call-to-Repair Onsite (UW963E)</p> <p>4 Yr 6 hr Call-to-Repair Onsite (UW964E)</p> <p>5 Yr 6 hr Call-to-Repair Onsite (UW965E)</p>

Refer to the HP website at: www.hp.com/networking/services for details on the service-level descriptions and product numbers. For details about services and response times in your area, please contact your local HP sales office.

HP 5120-24G-PoE+ EI Switch with 2 Interface Slots (JG236A)

Ports	<p>24 RJ-45 autosensing 10/100/1000 PoE+ ports (IEEE 802.3 Type 10BASE-T, IEEE 802.3u Type 100BASE-TX, IEEE 802.3ab Type 1000BASE-T, IEEE 802.3at PoE+); Duplex: 10BASE-T/100BASE-TX: half or full; 1000BASE-T: full only</p> <p>4 dual-personality ports; PoE auto-sensing 10/100/1000Base-T or SPF</p> <p>2 port expansion module slots</p> <p>1 RJ-45 serial console port</p>
Physical characteristics	<p>Dimensions 17.32(w) x 16.54(d) x 1.72(h) in (43.99 x 42.01 x 4.37 cm) (1U height)</p> <p>Weight 15.43 lb. (7 kg)</p>
Memory and processor	128 MB SDRAM, 16 MB flash; packet buffer size: 2 MB
Mounting	Mounts in an EIA-standard 19 in. telco rack or equipment cabinet (hardware included)
Performance	<p>1000 Mb Latency < 3.2 μs</p> <p>10 Gbps Latency < 2.6 μs</p> <p>Throughput 107.2 million pps</p> <p>Routing/Switching capacity 144 Gbps</p> <p>Routing table size 32 entries (IPv4)</p>
Environment	<p>Operating temperature 32°F to 113°F (0°C to 45°C)</p> <p>Operating relative humidity 10% to 90%, noncondensing</p>

Technical Specifications

	Nonoperating/Storage temperature	-40°F to 158°F (-40°C to 70°C)
	Nonoperating/Storage relative humidity	5% to 95%, noncondensing
Electrical characteristics	Maximum heat dissipation	425 BTU/hr (448.38 kJ/hr)
	Voltage	100-240 VAC
	DC voltage	-52 to -55 VDC
	Idle power	55 W
	Maximum power rating	495 W
	PoE power	370 W
	Frequency	50/60 Hz
	Notes	<p>Idle power is the actual power consumption of the device with no ports connected.</p> <p>Maximum power rating and maximum heat dissipation are the worst-case theoretical maximum numbers provided for planning the infrastructure with fully loaded PoE (if equipped), 100% traffic, all ports plugged in, and all modules populated.</p> <p>PoE Power is the power supplied by the internal power supply; it is dependent on the type and quantity of power supplies and may be supplemented with the use of an External Power Supply (EPS).</p>
Safety	UL 60950-1; EN 60825-1 Safety of Laser Products-Part 1; EN 60825-2 Safety of Laser Products-Part 2; IEC 60950-1; CAN/CSA-C22.2 No. 60950-1; Anatel; ULAR; GOST; EN 60950-1/A11; FDA 21 CFR Subchapter J; NOM; ROHS Compliance	
Emissions	FCC part 15 Class A; VCCI Class A; EN 55022 Class A; CISPR 22 Class A; ICES-003 Class A; ANSI C63.4 2003; ETSI EN 300 386 V1.3.3; AS/NZS CISPR22 Class A; EN 61000-3-2; EN 61000-3-3; EN 61000-4-2; EN 61000-4-3; EN 61000-4-4; EN 61000-4-5; EN 61000-4-6; EN 61000-4-11; EN 61000-3-2:2006; EN 61000-3-3:1995 +A1:2001 +A2:2005; EMC Directive 2004/108/EC; FCC (CFR 47, Part 15) Class A	
Management	IMC - Intelligent Management Center; command-line interface; Web browser; SNMP Manager	
Services	<p>3-year, 4-hour onsite, 13x5 coverage for hardware (UV858E)</p> <p>3-year, 4-hour onsite, 24x7 coverage for hardware (UV861E)</p> <p>3-year, 4-hour onsite, 24x7 coverage for hardware, 24x7 SW phone support and SW updates (UV864E)</p> <p>3-year, 24x7 SW phone support, software updates (UV867E)</p> <p>4-year, 4-hour onsite, 13x5 coverage for hardware (UV859E)</p> <p>4-year, 4-hour onsite, 24x7 coverage for hardware (UV862E)</p> <p>4-year, 4-hour onsite, 24x7 coverage for hardware, 24x7 software phone (UV865E)</p> <p>4-year, 24x7 SW phone support, software updates (UV868E)</p> <p>5-year, 4-hour onsite, 13x5 coverage for hardware (UV860E)</p> <p>5-year, 4-hour onsite, 24x7 coverage for hardware (UV863E)</p> <p>5-year, 4-hour onsite, 24x7 coverage for hardware, 24x7 software phone (UV866E)</p> <p>5-year, 24x7 SW phone support, software updates (UV869E)</p> <p>3 Yr 6 hr Call-to-Repair Onsite (UW963E)</p> <p>4 Yr 6 hr Call-to-Repair Onsite (UW964E)</p> <p>5 Yr 6 hr Call-to-Repair Onsite (UW965E)</p>	

Refer to the HP website at: www.hp.com/networking/services for details on the service-level descriptions and product numbers. For details about services and response times in your area, please contact your local

Technical Specifications

HP sales office.

Standards and protocols

(applies to all products in series)

Device management

RFC 1157 SNMPv1/v2c
RFC 1305 NTPv3
RFC 2573 (SNMPv3 Applications)
RFC 2819 (RMON groups Alarm, Event, History and Statistics only)
RFC 3416 (SNMP Protocol Operations v2)
HTML and telnet management
Multiple Configuration Files
SNMP v3 and RMON RFC support
SSHv1/SSHv2 Secure Shell
TACACS/TACACS+
Web UI

General protocols

IEEE 802.1ad Q-in-Q
IEEE 802.1D MAC Bridges
IEEE 802.1p Priority
IEEE 802.1Q VLANs
IEEE 802.1s Multiple Spanning Trees
IEEE 802.1w Rapid Reconfiguration of Spanning Tree
IEEE 802.1X PAE
IEEE 802.3 Type 10BASE-T
IEEE 802.3ab 100BASE-T
IEEE 802.3ad Link Aggregation Control Protocol (LACP)
IEEE 802.3ae 10-Gigabit Ethernet
IEEE 802.3af Power over Ethernet
IEEE 802.3i 10BASE-T
IEEE 802.3u 100BASE-X
IEEE 802.3x Flow Control
IEEE 802.3z 1000BASE-X
RFC 768 UDP
RFC 783 TFTP Protocol (revision 2)
RFC 791 IP
RFC 792 ICMP
RFC 793 TCP
RFC 826 ARP
RFC 854 TELNET
RFC 951 BOOTP
RFC 1213 Management Information Base for Network Management of TCP/IP-based internets
RFC 1305 NTPv3
RFC 1350 TFTP Protocol (revision 2)
RFC 1519 CIDR
RFC 1812 IPv4 Routing
RFC 1866 Hypertext Markup Language - 2.0
RFC 2131 DHCP
RFC 2236 IGMP Snooping

RFC 3418 Management Information Base (MIB) for the Simple Network Management Protocol (SNMP)
RFC 3576 Ext to RADIUS (CoA only)
RFC 4213 Basic IPv6 Transition Mechanisms
RFC 4675 RADIUS VLAN & Priority
802.1r - GARP Proprietary Attribute Registration Protocol (GPRP)

IPv6

RFC 2461 IPv6 Neighbor Discovery
RFC 2463 ICMPv6
RFC 3162 RADIUS and IPv6
RFC 3306 Unicast-Prefix-based IPv6 Multicast Addresses
RFC 3315 DHCPv6 (client and relay)

MIBs

RFC 1212 Concise MIB Definitions
RFC 1213 MIB II
RFC 1493 Bridge MIB
RFC 1757 Remote Network Monitoring MIB
RFC 2096 IP Forwarding Table MIB
RFC 2233 Interface MIB
RFC 2571 SNMP Framework MIB
RFC 2572 SNMP-MPD MIB
RFC 2573 SNMP-Notification MIB
RFC 2573 SNMP-Target MIB
RFC 2574 SNMP USM MIB
RFC 2618 RADIUS Authentication Client MIB
RFC 2620 RADIUS Accounting Client MIB
RFC 2665 Ethernet-Like-MIB
RFC 2668 802.3 MAU MIB
RFC 2674 802.1p and IEEE 802.1Q Bridge MIB
RFC 2737 Entity MIB (Version 2)
RFC 2819 RMON MIB
RFC 2863 The Interfaces Group MIB
RFC 2925 Ping MIB
RFC 3414 SNMP-User based-SM MIB
RFC 3415 SNMP-View based-ACM MIB
RFC 3418 MIB for SNMPv3
RFC 3621 Power Ethernet MIB

Network management

IEEE 802.1AB Link Layer Discovery Protocol (LLDP)
RFC 2819 Four groups of RMON: 1 (statistics), 2 (history), 3 (alarm) and 9 (events)
ANSI/TIA-1057 LLDP Media Endpoint Discovery (LLDP-MED)
SNMPv1/v2c/v3

Technical Specifications

RFC 2616 HTTP Compatibility v1.1
RFC 2665 Definitions of Managed Objects for the Ethernet-like Interface Types
RFC 2668 Definitions of Managed Objects for IEEE 802.3 Medium Attachment Units (MAUs)
RFC 2865 Remote Authentication Dial In User Service (RADIUS)
RFC 2866 RADIUS Accounting
RFC 3414 User-based Security Model (USM) for version 3 of the Simple Network Management Protocol (SNMPv3)
RFC 3415 View-based Access Control Model (VACM) for the Simple Network Management Protocol (SNMP)

Security

IEEE 802.1X Port Based Network Access Control
RFC 1492 TACACS+
RFC 2138 RADIUS Authentication
RFC 2139 RADIUS Accounting
RFC 2865 RADIUS (client only)
RFC 2866 RADIUS Accounting
Secure Sockets Layer (SSL)
SSHv2 Secure Shell

Accessories

HP 5800 Switch Series accessories

Modules

HP 5500 2-port 10GbE XFP Module	JD359B
HP 5500 2-port 10GbE Local Connect Module	JD360B
HP 5500 1-port 10GbE XFP Module	JD361B
HP 5500/5120 2-port 10GbE SFP+ Module	JD368B
HP 5500/4800 2-port GbE SFP Module	JD367A
NEW HP 5500/5120 2-port 10GBASE-T Module	JG535A

Transceivers

HP X125 1G SFP LC LH40 1310nm Transceiver	JD061A
HP X120 1G SFP LC LH40 1550nm Transceiver	JD062A
HP X125 1G SFP LC LH70 Transceiver	JD063B
HP X120 1G SFP LC SX Transceiver	JD118B
HP X130 10G SFP+ LC SR Transceiver	JD092B
HP X130 10G SFP+ LC LRM Transceiver	JD093B
HP X130 10G SFP+ LC LR Transceiver	JD094B
HP X240 10G SFP+ to SFP+ 0.65m Direct Attach Copper Cable	JD095C
HP X240 10G SFP+ to SFP+ 1.2m Direct Attach Copper Cable	JD096C
HP X240 10G SFP+ to SFP+ 3m Direct Attach Copper Cable	JD097C
HP X240 10G SFP+ to SFP+ 5m Direct Attach Copper Cable	JG081C
HP X240 10G SFP+ SFP+ 7m Direct Attach Copper Cable	JC784C
HP X130 10G XFP LC LR Transceiver	JD108B
HP X130 10G XFP LC SR Transceiver	JD117B
HP X120 1G SFP LC SX Transceiver	JD118B
HP X120 1G SFP LC LX Transceiver	JD119B
HP X120 1G SFP RJ45 T Transceiver	JD089B
HP X135 10G XFP LC ER Transceiver	JD121A
HP X120 1G SFP LC BX 10-U Transceiver	JD098B
HP X120 1G SFP LC BX 10-D Transceiver	JD099B
HP X120 1G SFP RJ45 T Transceiver	JD089B
HP X130 10G SFP+ LC ER 40km Transceiver	JG234A

Cables

HP X230 CX4 to CX4 3m Cable	JD365A
HP 0.5 m Multimode OM3 LC/LC Optical Cable	AJ833A
HP 1 m Multimode OM3 LC/LC Optical Cable	AJ834A
HP 2 m Multimode OM3 LC/LC Optical Cable	AJ835A
HP 5 m Multimode OM3 LC/LC Optical Cable	AJ836A
HP 15 m Multimode OM3 LC/LC Optical Cable	AJ837A
HP 30 m Multimode OM3 LC/LC Optical Cable	AJ838A
HP 50 m Multimode OM3 LC/LC Optical Cable	AJ839A
HP Premier Flex LC/LC Multi-mode OM4 2 fiber 1m Cable	QK732A
HP Premier Flex LC/LC Multi-mode OM4 2 fiber 2m Cable	QK733A
HP Premier Flex LC/LC Multi-mode OM4 2 fiber 5m Cable	QK734A
HP Premier Flex LC/LC Multi-mode OM4 2 fiber 15m Cable	QK735A
HP Premier Flex LC/LC Multi-mode OM4 2 fiber 30m Cable	QK736A

Accessories

HP Premier Flex LC/LC Multi-mode OM4 2 fiber 50m Cable	QK737A
HP X230 Local Connect 50cm CX4 Cable	JD363B
Power Supply	
HP RPS 800 Redundant Power Supply	JD183A
HP RPS1600 Redundant Power System	JG136A
HP RPS1600 1600W AC Power Supply	JG137A
Power Cords	
HP X290 1000 A JD5 2m RPS Cable	JD187A
HP X290 500/800 1m RPS Cable	JD190A

Accessory Product Details

NOTE: Details are not available for all accessories. The following specifications were available at the time of publication.

HP 5500 2-port 10GbE XFP Ports Module (JD359B)	Services	2 XFP 10-GbE ports; Duplex: full only Refer to the HP website at www.hp.com/networking/services for details on the service-level descriptions and product numbers. For details about services and response times in your area, please contact your local HP sales office.
---	-----------------	--

HP 5500 1-port 10GbE XFP Ports Module (JD361B)	Services	1 XFP 10-GbE port; Duplex: full only Refer to the HP website at www.hp.com/networking/services for details on the service-level descriptions and product numbers. For details about services and response times in your area, please contact your local HP sales office.
---	-----------------	---

HP 5500/4800 2-port GbE SFP Module (JD367A)	Ports Services	2 SFP 1000 Mbps ports Refer to the HP website at www.hp.com/networking/services for details on the service-level descriptions and product numbers. For details about services and response times in your area, please contact your local HP sales office.
--	---------------------------------	--

HP X125 1G SFP LC LH40 1310nm Transceiver (JD061A)	Ports	1 LC 1000Base-LH port (no IEEE standard exists for 1550 nm optics)
A small form-factor pluggable SFP Gigabit LH40 transceiver that provides a full duplex Gigabit solution up to 40km on a single-mode fiber.	Connectivity	Connector type LC
	Physical characteristics	Wavelength 1310 nm
		Dimensions 2.17(d) x 0.6(w) x 0.46(h) in. (5.51 x 1.52 x 1.17 cm)
		Full configuration weight 0.04 lb. (0.02 kg)
	Electrical characteristics	Power consumption typical 0.8 W
		Power consumption maximum 1.0 W
	Cabling	Cable type: Single-mode fiber optic, complying with ITU-T G.652; Maximum distance: <ul style="list-style-type: none">• 40km distance
Services	Fiber type Single Mode Refer to the HP website at: www.hp.com/networking/services for details on the service-level descriptions and product numbers. For details about services and response times in your area, please contact your local HP sales office.	

Accessory Product Details

HP X120 1G SFP LC LH40 1550nm Transceiver (JD062A)	Ports	1 LC 1000BASE-LH port (no IEEE standard exists for 1550 nm optics)	
	Connectivity	Connector type	LC
A small form-factor pluggable (SFP) Gigabit LH40 transceiver that provides a full-duplex Gigabit solution up to 40 km on a single mode fiber.	Physical characteristics	Wavelength	1550 nm
		Dimensions	2.17(d) x 0.6(w) x 0.46(h) in. (5.51 x 1.52 x 1.17 cm)
	Electrical characteristics	Full configuration weight	0.04 lb. (0.02 kg)
		Power consumption typical	0.8 W
	Cabling	Power consumption maximum	1.0 W
		Cable type:	Single-mode fiber optic, complying with ITU-T G.652;
	Services	Maximum distance:	
			<ul style="list-style-type: none">• 40km distance
		Fiber type	Single Mode
		Refer to the HP website at: www.hp.com/networking/services for details on the service-level descriptions and product numbers. For details about services and response times in your area, please contact your local HP sales office.	

HP X125 1G SFP LC LH70 Transceiver (JD063B)	Ports	1 LC 1000BASE-LH port (no IEEE standard exists for 1550 nm optics)	
	Connectivity	Connector type	LC
A small form-factor pluggable (SFP) Gigabit LH70 transceiver that provides a full-duplex Gigabit solution up to 70km on a single-mode fiber.	Physical characteristics	Wavelength	1550 nm
		Dimensions	2.17(d) x 0.6(w) x 0.46(h) in. (5.51 x 1.52 x 1.17 cm)
	Electrical characteristics	Full configuration weight	0.04 lb. (0.02 kg)
		Power consumption typical	0.8 W
	Cabling	Power consumption maximum	1.0 W
		Cable type:	Single-mode fiber optic, complying with ITU-T G.652;
	Services	Maximum distance:	
			<ul style="list-style-type: none">• 70km
		Fiber type	Single Mode
		Refer to the HP website at: www.hp.com/networking/services for details on the service-level descriptions and product numbers. For details about services and response times in your area, please contact your local HP sales office.	

Accessory Product Details

HP X120 1G SFP LC SX Transceiver (JD118B)	Ports	1 LC 1000BASE-SX port
	Connectivity	Connector type LC
<p>A small form-factor pluggable (SFP) Gigabit SX transceiver that provides a full-duplex Gigabit solution up to 550m on a Multimode fiber.</p>	Physical characteristics	Wavelength 850 nm
	Electrical characteristics	Dimensions 2.17(d) x 0.6(w) x 0.46(h) in. (5.51 x 1.52 x 1.17 cm)
		Full configuration weight 0.04 lb. (0.02 kg)
		Power consumption typical 0.8 W
Cabling		Power consumption maximum 1.0 W
		Maximum distance: <ul style="list-style-type: none"> • FDDI Grade distance = 220m • OM1 = 275m • OM2 = 500m • OM3 = Not Specified by standard
Services		Cable length up to 550m
		Fiber type Multi Mode
		Refer to the HP website at: www.hp.com/networking/services for details on the service-level descriptions and product numbers. For details about services and response times in your area, please contact your local HP sales office.

HP X120 1G SFP LC LX Transceiver (JD119B)	Ports	1 SFP 1000BASE-LX port (IEEE 802.3z Type 1000BASE-LX)
	Connectivity	Connector type LC
<p>A small form-factor pluggable (SFP) Gigabit LX transceiver that provides a full duplex Gigabit solution up to 550m on MMF or 10Km on SMF</p>	Physical characteristics	Wavelength 1300 nm
	Electrical characteristics	Dimensions 2.17(d) x 0.6(w) x 0.46(h) in. (5.51 x 1.52 x 1.17 cm)
		Full configuration weight 0.04 lb. (0.02 kg)
		Power consumption typical 0.8 W
Cabling		Power consumption maximum 1.0 W
		Cable type: Either single mode or multimode;
Services		Maximum distance: <ul style="list-style-type: none"> • 550m for Multimode • 10km for Singlemode
		Fiber type Both
		Refer to the HP website at: www.hp.com/networking/services for details on the service-level descriptions and product numbers. For details about services and response times in your area, please contact your local HP sales office.

Accessory Product Details

HP X120 1G SFP LC BX 10-U Transceiver (JD098B)

A small form-factor pluggable (SFP) Gigabit LX-BX10-U transceiver that provides a full duplex Gigabit solution up to 10km on a single mode cable.

Ports	1 LC 1000BASE-BX10 port (IEEE 802.3ah Type 1000BASE-BX10-U); Duplex: full only
Connectivity	Connector type LC
Physical characteristics	Dimensions 2.17(d) x 0.6(w) x 0.46(h) in. (5.51 x 1.52 x 1.17 cm) Full configuration weight 0.04 lb. (0.02 kg)
Electrical characteristics	Power consumption typical 0.8 W Power consumption maximum 1.0 W
Cabling	Maximum distance: • 10km Fiber type Single Mode
Notes	TX 1310nm RX 1490nm
Services	Refer to the HP website at: www.hp.com/networking/services for details on the service-level descriptions and product numbers. For details about services and response times in your area, please contact your local HP sales office.

HP X120 1G SFP LC BX 10-D Transceiver (JD099B)

A small form-factor pluggable (SFP) Gigabit LX-BX10-D transceiver that provides a full duplex Gigabit solution up to 10km on a single mode cable.

Ports	1 LC 1000BASE-BX10 port (IEEE 802.3ah Type 1000BASE-BX10-D); Duplex: full only
Connectivity	Connector type LC
Physical characteristics	Dimensions 2.17(d) x 0.6(w) x 0.46(h) in. (5.51 x 1.52 x 1.17 cm) Full configuration weight 0.04 lb. (0.02 kg)
Electrical characteristics	Power consumption typical 0.8 W Power consumption maximum 1.0 W
Cabling	Maximum distance: • Up to 10km Fiber type Single Mode
Notes	TX 1490nm RX 1310nm
Services	Refer to the HP website at: www.hp.com/networking/services for details on the service-level descriptions and product numbers. For details about services and response times in your area, please contact your local HP sales office.

Accessory Product Details

HP X125 1G SFP RJ45 T Transceiver (JD089B)

A small form factor pluggable (SFP) Gigabit 1000Base-T transceiver that provides a full duplex Gigabit solution up to 100m on a Cat-5+ cable.

Ports	1 RJ-45 1000BASE-T port (IEEE 802.3ab Type 1000BASE-T)
Connectivity	Connector type RJ-45
Physical characteristics	Dimensions 2.71(d) x 0.54(w) x 0.55(h) in. (6.88 x 1.37 x 1.4 cm)
	Full configuration weight 0.07 lb. (0.03 kg)
Electrical characteristics	Power consumption typical 0.8 W
	Power consumption maximum 1.0 W
Cabling	Cable type: 1000BASE-T: Category 5 (5E or better recommended), 100 Ω differential 4-pair unshielded twisted pair (UTP) or shielded twisted pair (STP) balanced, complying with IEEE 802.3ab 1000BASE-T; Maximum distance: • 100m
Services	Refer to the HP website at: www.hp.com/networking/services for details on the service-level descriptions and product numbers. For details about services and response times in your area, please contact your local HP sales office.

HP 0.5 m Multimode OM3 LC/LC Optical Cable (AJ833A)

Cabling	Cable type: 50/125 μm (core/cladding) diameter, multimode fiber optic, with effective modal bandwidth of 2000 MHz/km as detailed in TIA-492AAAC for distances of up to 300 m
	Maximum distance: 10Gbps Transfer Rate (Ethernet): 300m
Notes	Cable Specs: Tight buffered duplex fiber optic multimode OM3 50/125 μm fiber optic cable and Ethernet assembly with LC duplex connectors on one end and LC duplex connectors on other end. <ul style="list-style-type: none">• Dimensions: Core diameter: 50 ± 3.0μm Cladding diameter: 125 ± 2.0μm Coating diameter: 245 ± 10μm• Optical glass: Bandwidth: For LED sources: 1500/500 MHz-km @850/1300nm.• Optical glass: Bandwidth: For Laser sources: 2000/500 MHz-km @850/1300nm. VCSEL Laser sources: 600 / 600 meters @850/1300nm for Gigabit Ethernet compliant links.• CABLE: The cable is duplex zipcord graded index 50/125μm multimode optical fiber and designed to work in both the 850 and 1300 nm wavelength windows.• BULK CABLE & CABLE ASSEMBLY CONFIGURATION:• Jacket Material: Riser Grade - Low Smoke Zero Halogen thermoplastic.• Jacket Color: Aqua for OM3 multimode per TIA 598• Boot Color: White• Insertion Loss: less than 0.5 dB @ 850 with LED source, 0.003 dB/M added for lengths > 30 meters.• Maximum Cable attenuation: 3.0 dB/km @ 850 nm, 1.0 dB/Km @ 1310

Accessory Product Details

Services	<p>nm @ 23°C as tested in accordance with EIA 455-46.</p> <ul style="list-style-type: none">● Weight: Air Packed Weight: 1 LB Net Weight: 0.454Kg <p>Refer to the HP website at www.hp.com/networking/services for details on the service-level descriptions and product numbers. For details about services and response times in your area, please contact your local HP sales office.</p>
-----------------	--

HP 1 m Multimode OM3 LC/LC Optical Cable (AJ834A)	Cabling
--	----------------

Cable type:
50/125 µm (core/cladding) diameter, multimode fiber optic, with effective modal bandwidth of 2000 MHz/km as detailed in TIA-492AAAC for distances of up to 300 m

Notes

Maximum distance:
10Gbps Transfer Rate (Ethernet): 300m

Cable Specs: Tight buffered duplex fiber optic multimode OM3 50/125 µm fiber optic cable and Ethernet assembly with LC duplex connectors on one end and LC duplex connectors on other end.

- Dimensions: Core diameter: 50 ± 3.0µm Cladding diameter: 125 ± 2.0µm Coating diameter: 245 ± 10µm
- Optical Glass Bandwidth: For LED sources: 1500/500 MHz-km @850/1300nm.
- Optical Glass: For Laser sources: 2000/500 MHz-km @850/1300nm. VCSEL Laser sources: Shall achieve 600 / 600 meters @850/1300nm for Gigabit Ethernet compliant links.
- CABLE: The cable is duplex zipcord graded index 50/125µm multimode optical fiber. The cable is designed to work in both the 850 and 1300 nm wavelength windows.
- BULK CABLE & CABLE ASSEMBLY CONFIGURATION:
- Jacket Material: Riser Grade - Low Smoke Zero Halogen thermoplastic.
- Jacket Color: Aqua for OM3 multimode per TIA 598
- Boot Color: White
- Insertion Loss: less than 0.5 dB @ 850 with LED source, 0.003 dB/M added for lengths > 30 meters.
- Maximum Cable attenuation: 3.0 dB/km @ 850 nm, 1.0 dB/Km @ 1310 nm @ 23°C as tested in accordance with EIA 455-46.
- Weight: Air Packed Weight: 1 LB Net Weight: 0.454Kg

Services

Refer to the HP website at www.hp.com/networking/services for details on the service-level descriptions and product numbers. For details about services and response times in your area, please contact your local HP sales office.

Accessory Product Details

HP 2 m Multimode OM3 LC/LC Optical Cable
(AJ835A) **Cabling**

Cable type:

50/125 µm (core/cladding) diameter, multimode fiber optic, with effective modal bandwidth of 2000 MHz/km as detailed in TIA-492AAAC for distances of up to 300 m;

Maximum distance:

10Gbps Transfer Rate (Ethernet): 300m

Notes

Cable Specs: Tight buffered duplex fiber optic multimode OM3 50/125 µm fiber optic cable and Ethernet assembly with LC duplex connectors on one end and LC duplex connectors on other end.

- Dimensions: Core diameter: 50 ± 3.0µm Cladding diameter: 125 ± 2.0µm Coating diameter: 245 ± 10µm
- Optical Glass Bandwidth: For LED sources: 1500/500 MHz-km @850/1300nm.
- Optical Glass: For Laser sources: 2000/500 MHz-km @850/1300nm. VCSEL Laser sources: Shall achieve 600 / 600 meters @850/1300nm for Gigabit Ethernet compliant links.
- CABLE: The cable is duplex zipcord graded index 50/125µm multimode optical fiber. The cable is designed to work in both the 850 and 1300 nm wavelength windows.
- BULK CABLE & CABLE ASSEMBLY CONFIGURATION:
- Jacket Material: Riser Grade - Low Smoke Zero Halogen thermoplastic.
- Jacket Color: Aqua for OM3 multimode per TIA 598
- Boot Color: White
- Insertion Loss: less than 0.5 dB @ 850 with LED source, 0.003 dB/M added for lengths > 30 meters.
- Maximum Cable attenuation: 3.0 dB/km @ 850 nm, 1.0 dB/Km @ 1310 nm @ 23°C as tested in accordance with EIA 455-46.
- Weight: Air Packed Weight: 1 LB Net Weight: 0.454Kg

Services

Refer to the HP website at www.hp.com/networking/services for details on the service-level descriptions and product numbers. For details about services and response times in your area, please contact your local HP sales office.

Accessory Product Details

HP 5 m Multimode OM3 LC/LC Optical Cable
(AJ836A) **Cabling**

Cable type:

50/125 µm core/cladding) diameter, multimode fiber optic, with effective modal bandwidth of 2000 MHz/km as detailed in TIA-492AAAC for distances of up to 300 m;

Maximum distance:

10Gbps Transfer Rate (Ethernet): 300m

Notes

Cable Specs: This specification defines the detail requirements for a tight buffered duplex fiber optic multimode OM3 50/125 um fiber optic cable and Ethernet assembly with LC duplex connectors on one end and LC duplex connectors on other end.

- Dimensions: Core diameter: 50 ± 3.0um Cladding diameter: 125 ± 2.0um Coating diameter: 245 ± 10um
- Optical Glass Bandwidth: For LED sources: 1500/500 MHz-km @850/1300nm.
- Optical Glass: For Laser sources: 2000/500 MHz-km @850/1300nm. VCSEL Laser sources: Shall achieve 600 / 600 meters @850/1300nm for Gigabit Ethernet compliant links.
- CABLE: The cable is duplex zipcord graded index 50/125um multimode optical fiber. The cable is designed to work in both the 850 and 1300 nm wavelength windows.
- BULK CABLE & CABLE ASSEMBLY CONFIGURATION:
- Jacket Material: Riser Grade - Low Smoke Zero Halogen thermoplastic.
- Jacket Color: Aqua for OM3 multimode per TIA 598
- Boot Color: White
- Insertion Loss: less than 0.5 dB @ 850 with LED source, 0.003 dB/M added for lengths > 30 meters.
- Maximum Cable attenuation: 3.0 dB/km @ 850 nm, 1.0 dB/Km @ 1310 nm @ 23°C as tested in accordance with EIA 455-46.
- Weight: Air Packed Weight: 1 LB Net Weight: 0.454Kg

Services

Refer to the HP website at www.hp.com/networking/services for details on the service-level descriptions and product numbers. For details about services and response times in your area, please contact your local HP sales office.

Accessory Product Details

HP 15 m Multimode OM3 Cabling
LC/LC Optical Cable
(AJ837A)

Cable type:

50/125 µm (core/cladding) diameter, multimode fiber optic, with effective modal bandwidth of 2000 MHz/km as detailed in TIA-492AAAC for distances of up to 300 m;

Maximum distance:

10Gbps Transfer Rate (Ethernet): 300m

Notes

Cable Specs: Tight buffered duplex fiber optic multimode OM3 50/125 µm fiber optic cable and Ethernet assembly with LC duplex connectors on one end and LC duplex connectors on other end.

- Dimensions: Core diameter: 50 ± 3.0µm Cladding diameter: 125 ± 2.0µm Coating diameter: 245 ± 10µm
- Optical Glass Bandwidth: For LED sources: 1500/500 MHz-km @850/1300nm.
- Optical Glass: For Laser sources: 2000/500 MHz-km @850/1300nm. VCSEL Laser sources: Shall achieve 600 / 600 meters @850/1300nm for Gigabit Ethernet compliant links.
- CABLE: The cable is duplex zipcord graded index 50/125µm multimode optical fiber. The cable is designed to work in both the 850 and 1300 nm wavelength windows.
- BULK CABLE & CABLE ASSEMBLY CONFIGURATION:
- Jacket Material: Riser Grade - Low Smoke Zero Halogen thermoplastic.
- Jacket Color: Aqua for OM3 multimode per TIA 598
- Boot Color: White
- Insertion Loss: less than 0.5 dB @ 850 with LED source, 0.003 dB/M added for lengths > 30 meters.
- Maximum Cable attenuation: 3.0 dB/km @ 850 nm, 1.0 dB/Km @ 1310 nm @ 23°C as tested in accordance with EIA 455-46.
- Weight: Air Packed Weight: 1 LB Net Weight: 0.454Kg

Services

Refer to the HP website at www.hp.com/networking/services for details on the service-level descriptions and product numbers. For details about services and response times in your area, please contact your local HP sales office.

Accessory Product Details

HP 30 m Multimode OM3 LC/LC Optical Cable **Cabling**
(AJ838A)

Cable type:

50/125 µm (core/cladding) diameter, multimode fiber optic, with effective modal bandwidth of 2000 MHz/km as detailed in TIA-492AAAC for distances of up to 300 m;

Maximum distance:

10Gbps Transfer Rate (Ethernet): 300m

Notes

Cable Specs: Tight buffered duplex fiber optic multimode OM3 50/125 µm fiber optic cable and Ethernet assembly with LC duplex connectors on one end and LC duplex connectors on other end.

- Dimensions: Core diameter: 50 ± 3.0µm Cladding diameter: 125 ± 2.0µm Coating diameter: 245 ± 10µm
- Optical Glass Bandwidth: For LED sources: 1500/500 MHz-km @850/1300nm.
- Optical Glass: For Laser sources: 2000/500 MHz-km @850/1300nm. VCSEL Laser sources: Shall achieve 600 / 600 meters @850/1300nm for Gigabit Ethernet compliant links.
- CABLE: The cable is duplex zipcord graded index 50/125µm multimode optical fiber. The cable is designed to work in both the 850 and 1300 nm wavelength windows.
- BULK CABLE & CABLE ASSEMBLY CONFIGURATION:
- Jacket Material: Riser Grade - Low Smoke Zero Halogen thermoplastic.
- Jacket Color: Aqua for OM3 multimode per TIA 598
- Boot Color: White
- Insertion Loss: less than 0.5 dB @ 850 with LED source, 0.003 dB/M added for lengths > 30 meters.
- Maximum Cable attenuation: 3.0 dB/km @ 850 nm, 1.0 dB/Km @ 1310 nm @ 23°C as tested in accordance with EIA 455-46.
- Weight: Air Packed Weight: 1 LB Net Weight: 0.454Kg

Services

Refer to the HP website at www.hp.com/networking/services for details on the service-level descriptions and product numbers. For details about services and response times in your area, please contact your local HP sales office.

Accessory Product Details

HP 50 m Multimode OM3 Cabling
LC/LC Optical Cable
(AJ839A)

Cable type:

50/125 µm (core/cladding) diameter, multimode fiber optic, with effective modal bandwidth of 2000 MHz/km as detailed in TIA-492AAAC for distances of up to 300 m;

Maximum distance:

10Gbps Transfer Rate (Ethernet): 300m

Notes

Cable Specs: Tight buffered duplex fiber optic multimode OM3 50/125 µm fiber optic cable and Ethernet assembly with LC duplex connectors on one end and LC duplex connectors on other end.

- Dimensions: Core diameter: 50 ± 3.0µm Cladding diameter: 125 ± 2.0µm Coating diameter: 245 ± 10µm
- Optical Glass Bandwidth: For LED sources: 1500/500 MHz-km @850/1300nm.
- Optical Glass: For Laser sources: 2000/500 MHz-km @850/1300nm. VCSEL Laser sources: Shall achieve 600 / 600 meters @850/1300nm for Gigabit Ethernet compliant links.
- CABLE: The cable is duplex zipcord graded index 50/125µm multimode optical fiber. The cable is designed to work in both the 850 and 1300 nm wavelength windows.
- BULK CABLE & CABLE ASSEMBLY CONFIGURATION:
- Jacket Material: Riser Grade - Low Smoke Zero Halogen thermoplastic.
- Jacket Color: Aqua for OM3 multimode per TIA 598
- Boot Color: White
- Insertion Loss: less than 0.5 dB @ 850 with LED source, 0.003 dB/M added for lengths > 30 meters.
- Maximum Cable attenuation: 3.0 dB/km @ 850 nm, 1.0 dB/Km @ 1310 nm @ 23°C as tested in accordance with EIA 455-46.
- Weight: Air Packed Weight: 1 LB Net Weight: 0.454Kg

Services

Refer to the HP website at www.hp.com/networking/services for details on the service-level descriptions and product numbers. For details about services and response times in your area, please contact your local HP sales office.

Accessory Product Details

HP 0.5 m PremierFlex OM3+ LC/LC Optical Cable **Notes**
(BK837A)

Cable Specs: Graded-index, "bendable" fiber optic multimode OM3+ 50/125um duplex cable and Ethernet assembly with LC duplex connectors on each end.

- Core diameter: 50um ± 3um; Cladding diameter: 125um ± 2um; Coating diameter: 245 ± 10um
- Bandwidth: 3000 MHz-km @ 850nm (Laser)
- Jacket Color: Blue
- Jacket Material: Riser Grade - Low Smoke Zero Halogen (LSZH) thermoplastic.
- Boot Color: White
- Outer Jacket Print: HP PremierFlex OM3+ Fiber Optic Cable, 50/125um, Type OFNR (UL), LSZH, cUL OFN FT4, ROHS. Cable also has a longitudinal white stripe that runs the entire length of the cable.
- Insertion Loss: less than 0.5dB @ 850nm with LED source, 0.003dB/m added for lengths >30m
- Maximum Cable Attenuation: 3.0 dB/km @ 850nm, 1.0 dB/km @ 1310 nm @ 23°C as tested in accordance with EIA 455-46

Services

Refer to the HP website at www.hp.com/networking/services for details on the service-level descriptions and product numbers. For details about services and response times in your area, please contact your local HP sales office.

HP 1 m PremierFlex OM3+ LC/LC Optical Cable **Notes**
(BK838A)

Cable Specs: Graded-index, "bendable" fiber optic multimode OM3+ 50/125um duplex cable and Ethernet assembly with LC duplex connectors on each end.

- Core Diameter: 50um ±3um, Cladding diameter: 125um ±2um; Coating diameter: 245 ± 10um
- Bandwidth: 3000 MHz-km @ 850nm (Laser)
- Jacket Color: Blue
- Jacket Material: Riser Grade – Low Smoke Zero Halogen (LSZH) thermoplastic
- Boot Color: White
- Outer Jacket Print: HP PremierFlex OM3+ Fiber Optic Cable, 50/125um, Type OFNR (UL), LSZH, cUL, OFN FT4, ROHS. Cable also has a longitudinal white stripe that runs the entire length of the cable.
- Insertion Loss: Less than 0.5dB @ 850nm with LED source, 0.003dB/m added for lengths >30m
- Maximum Cable Attenuation: 3.0 dB/km @ 850nm, 1.0 dB/km @ 1310nm @ 23°C as tested in accordance with EIA 455-45

Services

Refer to the HP website at www.hp.com/networking/services for details on the service-level descriptions and product numbers. For details about services and response times in your area, please contact your local HP sales office.

Accessory Product Details

HP 2 m PremierFlex OM3+ Notes
LC/LC Optical Cable
(BK839A)

Cable Specs: Graded-index, "bendable" fiber optic multimode OM3+ 50/125um duplex cable and Ethernet assembly with LC duplex connectors on each end.

- Core diameter: 50um \pm 3um, Cladding diameter: 125um \pm 2um; Coating diameter: 245 \pm 10um
- Bandwidth: 3000 MHz-km @ 850nm (Laser)
- Jacket Color: Blue
- Jacket Material: Riser Grade – Low Smoke Zero Halogen (LSZH) thermoplastic
- Boot Color: White
- Outer Jacket Print: HP PremierFlex OM3+ Fiber Optic Cable, 50/125um, Type OFNR (UL), LSZH, cUL, OFN FT4, ROHS. Cable also has a longitudinal white stripe that runs the entire length of the cable.
- Insertion Loss: Less than 0.5dB @ 850nm with LED source, 0.003dB/m added for lengths >30m
- Maximum Cable Attenuation: 3.0 dB/km @ 850nm, 1.0 dB/km @ 1310nm @ 23°C as tested in accordance with EIA 455-45

Services

Refer to the HP website at www.hp.com/networking/services for details on the service-level descriptions and product numbers. For details about services and response times in your area, please contact your local HP sales office.

HP 5 m PremierFlex OM3+ Notes
LC/LC Optical Cable
(BK840A)

Cable Specs: Graded-index, "bendable" fiber optic multimode OM3+ 50/125um duplex cable and Ethernet assembly with LC duplex connectors on each end.

- Core diameter: 50um \pm 3um, Cladding diameter: 125um \pm 2um; Coating diameter: 245 \pm 10um
- Bandwidth: 3000 MHz-km @ 850nm (Laser)
- Jacket Color: Blue
- Jacket Material: Riser Grade – Low Smoke Zero Halogen (LSZH) thermoplastic
- Boot Color: White
- Outer Jacket Print: HP PremierFlex OM3+ Fiber Optic Cable, 50/125um, Type OFNR (UL), LSZH, cUL, OFN FT4, ROHS. Cable also has a longitudinal white stripe that runs the entire length of the cable.
- Insertion Loss: Less than 0.5dB @ 850nm with LED source, 0.003dB/m added for lengths >30m
- Maximum Cable Attenuation: 3.0 dB/km @ 850nm, 1.0 dB/km @ 1310nm @ 23°C as tested in accordance with EIA 455-45

Services

Refer to the HP website at www.hp.com/networking/services for details on the service-level descriptions and product numbers. For details about services and response times in your area, please contact your local HP sales office.

Accessory Product Details

HP 15 m PremierFlex OM3+ LC/LC Optical Cable
(BK841A)

Notes

Cable Specs: Graded-index, "bendable" fiber optic multimode OM3+ 50/125um duplex cable and Ethernet assembly with LC duplex connectors on each end.

- Core diameter: 50um ±3um, Cladding diameter: 125um ±2um; Coating diameter: 245 ± 10um
- Bandwidth: 3000 MHz-km @ 850nm (Laser)
- Jacket Color: Blue
- Jacket Material: Riser Grade – Low Smoke Zero Halogen (LSZH) thermoplastic
- Boot Color: White
- Outer Jacket Print: HP PremierFlex OM3+ Fiber Optic Cable, 50/125um, Type OFNR (UL), LSZH, cUL, OFN FT4, ROHS. Cable also has a longitudinal white stripe that runs the entire length of the cable.
- Insertion Loss: Less than 0.5dB @ 850nm with LED source, 0.003dB/m added for lengths >30m
- Maximum Cable Attenuation: 3.0 dB/km @ 850nm, 1.0 dB/km @ 1310nm @ 23°C as tested in accordance with EIA 455-45

Services

Refer to the HP website at www.hp.com/networking/services for details on the service-level descriptions and product numbers. For details about services and response times in your area, please contact your local HP sales office.

HP 30 m PremierFlex OM3+ LC/LC Optical Cable
(BK842A)

Notes

Cable Specs: Graded-index, "bendable" fiber optic multimode OM3+ 50/125um duplex cable and Ethernet assembly with LC duplex connectors on each end.

- Core diameter: 50um ±3um, Cladding diameter: 125um ±2um; Coating diameter: 245 ± 10um
- Bandwidth: 3000 MHz-km @ 850nm (Laser)
- Jacket Color: Blue
- Jacket Material: Riser Grade – Low Smoke Zero Halogen (LSZH) thermoplastic
- Boot Color: White
- Outer Jacket Print: HP PremierFlex OM3+ Fiber Optic Cable, 50/125um, Type OFNR (UL), LSZH, cUL, OFN FT4, ROHS. Cable also has a longitudinal white stripe that runs the entire length of the cable.
- Insertion Loss: Less than 0.5dB @ 850nm with LED source, 0.003dB/m added for lengths >30m
- Maximum Cable Attenuation: 3.0 dB/km @ 850nm, 1.0 dB/km @ 1310nm @ 23°C as tested in accordance with EIA 455-45

Services

Refer to the HP website at www.hp.com/networking/services for details on the service-level descriptions and product numbers. For details about services and response times in your area, please contact your local HP sales office.

Accessory Product Details

HP 50 m PremierFlex OM3+ LC/LC Optical Cable (BK843A) **Notes**

Cable Specs: Graded-index, "bendable" fiber optic multimode OM3+ 50/125um duplex cable and Ethernet assembly with LC duplex connectors on each end.

- Core diameter: 50um ±3um, Cladding diameter: 125um ±2um; Coating diameter: 245 ± 10um
- Bandwidth: 3000 MHz-km @ 850nm (Laser)
- Jacket Color: Blue
- Jacket Material: Riser Grade – Low Smoke Zero Halogen (LSZH) thermoplastic
- Boot Color: White
- Outer Jacket Print: HP PremierFlex OM3+ Fiber Optic Cable, 50/125um, Type OFNR (UL), LSZH, cUL, OFN FT4, ROHS. Cable also has a longitudinal white stripe that runs the entire length of the cable.
- Insertion Loss: Less than 0.5dB @ 850nm with LED source, 0.003dB/m added for lengths >30m
- Maximum Cable Attenuation: 3.0 dB/km @ 850nm, 1.0 dB/km @ 1310nm @ 23°C as tested in accordance with EIA 455-45

Services

Refer to the HP website at www.hp.com/networking/services for details on the service-level descriptions and product numbers. For details about services and response times in your area, please contact your local HP sales office.

HP RPS1600 Redundant Power System (JG136A)

Ports

8 redundant power supply ports
Restrictions: two -56V/25A DC(PoE); six -56V/8A DC(non-PoE)

Physical characteristics

Dimensions 15.63(d) x 17.32(w) x 1.74(h) in. (39.7 x 44 x 4.42 cm)

Weight 14.11 lb. (6.4 kg)

Full configuration weight 16.75 lb. (7.6 kg)

Environment

Operating temperature 14°F to 122°F (-10°C to 50°C)

Operating relative humidity 5% to 95%

Nonoperating/Storage temperature -40°F to 158°F (-40°C to 70°C)

Nonoperating/Storage relative humidity 5% to 95%

Altitude up to 13,123 ft. (4 km)

Acoustic Pressure: 53 dB; ISO 7779, ISO 9296

Electrical characteristics

Voltage 100-120/200-240 VAC

Current 30/60 A

Idle power 38 W

Maximum power rating 3550 W

RPS power 3200 W

PoE power 2800 W

RPS -55 V

PoE -55 V

Frequency 50/60 Hz

Accessory Product Details

Notes

Idle power is the actual power consumption of the device with no ports connected.

Maximum power rating and maximum heat dissipation are the worst-case theoretical maximum numbers provided for planning the infrastructure with fully loaded PoE (if equipped), 100% traffic, all ports plugged in, and all modules populated.

With one RPS1600 Power Supply, the PRS1600 Redundant Power System can provide 1600W power output; With two PRS1600 Power Supplies, the output power is 3200W.

Safety

CE Labeled; UL 60950-1; IEC 60950-1; ICES-003; FCC Part 15, Subpart B; EU RoHS Compliant; EN 60950-1/A11; C-Tick; VCCI Class A; ROHS Compliance; EN 300386

Services

Refer to the HP website at: www.hp.com/networking/services for details on the service-level descriptions and product numbers. For details about services and response times in your area, please contact your local HP sales office.

HP RPS1600 1600W AC Power Supply (JG137A)

Physical characteristics

Dimensions

8.19(d) x 4.96(w) x 1.63(h) in. (20.8 x 12.6 x 4.15 cm)

Weight

3.02 lb. (1.37 kg)

Environment

Operating temperature

14°F to 122°F (-10°C to 50°C)

Operating relative humidity

5% to 95%

Nonoperating/Storage temperature

-40°F to 158°F (-40°C to 70°C)

Nonoperating/Storage relative humidity

5% to 95%

Electrical characteristics

Voltage

100-120/200-240 VAC

Current

15/30 A

Maximum power rating

1600 W

Frequency

50/60 Hz

Notes

Maximum power rating and maximum heat dissipation are the worst-case theoretical maximum numbers provided for planning the infrastructure with fully loaded PoE (if equipped), 100% traffic, all ports plugged in, and all modules populated.

Services

Refer to the HP website at: www.hp.com/networking/services for details on the service-level descriptions and product numbers. For details about services and response times in your area, please contact your local HP sales office.

Accessory Product Details

To learn more, visit: www.hp.com/networking

© Copyright 2010-2013 Hewlett-Packard Development Company, L.P. The information contained herein is subject to change without notice. The only warranties for HP products and services are set forth in the express warranty statements accompanying such products and services. Nothing herein should be construed as constituting an additional warranty. HP shall not be liable for technical or editorial errors or omissions contained herein.